





MINUTES OF COUNTY FINANCES
TREASURER'S REPORT
MONTHLY- DECEMBER 2017

IN THE MATTER OF COUNTY FINANCES
IN THE HANDS OF SEAN KENNEDY
TREASURER OF VICTORIA COUNTY, TEXAS

COMMISSIONERS' COURT
VICTORIA COUNTY, TEXAS
IN SPECIAL SESSION
REGULAR TERM
JANUARY 2018

IN ACCORDANCE with Section 114.026, Local Government Code, we, the undersigned, constituting the entire Commissioners Court of said County, certify that on the 29th day of January 2018, at the Special Session of a Regular Term of Court, we compared and examined the monthly report of Sean Kennedy, Treasurer of Victoria County, Texas, for December 2017, and finding the same correct, entered an order in the Minutes approving said Report, which states total cash and other assets on hand as \$80,325,527.19


 _____ Ben Zeller, County Judge	 _____ Kevin M. Janak, Commissioner Pct. 2
 _____ Danny Garcia, Commissioner Pct. 1	 _____ Clint C. Ives, Commissioner Pct. 4
Absent _____ Gary Burns, Commissioner Pct. 3	


SWORN TO AND SUBSCRIBED BEFORE ME, by Ben Zeller, County Judge, and County Commissioners of said Victoria County, each respectively, on this the 29th day of January A.D., 2018.




Attest: Heidi Easley, County Clerk

FILED FOR RECORD THIS 29 DAY OF JANUARY A.D. 2018, and recorded on the 29 day of January, A.D. 2018.



Heidi Easley, County Clerk and
Ex-Officio Clerk of the Commissioners
Court in and for Victoria County, Texas.
By: 
Deputy, Amber Fingers





MONTHLY REPORT OF

SEAN KENNEDY, COUNTY TREASURER

VICTORIA COUNTY, TEXAS

FOR THE MONTH OF DECEMBER 2017

This report is presented for the approval of the Commissioners' Court, in accordance with Vernon's Texas Codes Annotated, Local Government Code, Section 83.002 (a) (3), and Title 10, Chapter 2256, Government Code (Public Funds Investment Act), and is true and correct to the best of my knowledge and belief, according to the records of this office.


SEAN KENNEDY
COUNTY TREASURER

VICTORIA COUNTY
INVESTMENTS ON HAND
DECEMBER 31, 2017

FUND	INV. NO.	PURCH DATE	PAR AMOUNT	DESCRIPTION	MAT DATE	CALL DATE	NET YIELD	PURCH PRICE	INDIV FND AMOUNT	TOTAL INVESTMENT	MARKET PRICE	MARKET VALUE
<u>VICTORIA COUNTY</u>												
		10/19/2017	5,000,000	L.O.G.I.C. POOL			1.378%			5,013,460.46		5,013,460.46
		11/8-29/17	4,410,000	CERTIFICATE OF DEPOSIT			1.692%			4,410,000.00		4,410,000.00
				CASH ON HAND-COUNTY FUNDS			1.080%			20,199,952.14		20,199,952.14
				<u>TOTAL COUNTY FUNDS</u>						29,623,412.60		29,623,412.60
<u>CITIZENS MEDICAL CENTER</u>												
				L.O.G.I.C. POOL			1.378%			0.00		0.00
				CERTIFICATE OF DEPOSIT			0.000%			0.00		0.00
				CMC NURSING HOMES			1.080%			1,245,389.31		1,245,389.31
				CASH ON HAND-CITIZENS MEDICAL CENTER			1.080%			37,584,617.89		37,584,617.89
				<u>TOTAL HOSPITAL FUNDS</u>						38,830,007.20		38,830,007.20
<u>BANK BALANCE</u>												
				CASH ON HAND 2015 CONSTRUCTION			1.080%			7,285,231.49		7,285,231.49
				CASH ON HAND 2015 INTEREST & SINKING PROMOTION AND DEVELOPMENT FUND			1.080%			361,795.70		361,795.70
				CASH ON HAND-2012A CONSTRUCTION			1.080%			258,904.29		258,904.29
				CASH ON HAND-2012A/B INTEREST/SINKING			1.080%			111.55		111.55
				CASH ON HAND-NAVIGATION DISTRICT			1.080%			429,586.31		429,586.31
				<u>TOTAL NAVIGATION DIST FUNDS</u>						3,536,478.05		3,536,478.05
										11,872,107.39		11,872,107.39
<u>NAVIGATION DISTRICT</u>												
				CASH ON HAND 2015 CONSTRUCTION			1.080%			7,285,231.49		7,285,231.49
				CASH ON HAND 2015 INTEREST & SINKING PROMOTION AND DEVELOPMENT FUND			1.080%			361,795.70		361,795.70
				CASH ON HAND-2012A CONSTRUCTION			1.080%			258,904.29		258,904.29
				CASH ON HAND-2012A/B INTEREST/SINKING			1.080%			111.55		111.55
				CASH ON HAND-NAVIGATION DISTRICT			1.080%			429,586.31		429,586.31
				<u>TOTAL NAVIGATION DIST FUNDS</u>						3,536,478.05		3,536,478.05
										11,872,107.39		11,872,107.39
<u>BANK BALANCE</u>												
				CASH ON HAND - ALL FUNDS						70,902,066.73	88.27%	70,902,066.73
				PLEGDED SECURITIES - ALL FUNDS						133,653,080.80		132,683,508.92
<u>BANK BALANCE</u>												
				CERTIFICATES OF DEPOSIT			5.49%			4,410,000.00		4,410,000.00
				MONEY MKT MUTUAL FUNDS			0.00%			0.00		0.00
				L.O.G.I.C. POOL			6.24%			5,013,460.46		5,013,460.46
				GOVERNMENT SECURITIES			0.00%			0.00		0.00
				<u>TOTAL INVESTMENTS</u>						9,423,460.46	11.73%	9,423,460.46
				<u>TOTAL PORTFOLIO INCLUDING CASH</u>						80,325,527.19	100.00%	80,325,527.19

X

VICTORIA COUNTY
INVESTMENTS ON HAND
DECEMBER 31, 2017

FUND	INV. NO.	PURCH DATE	PAR AMOUNT	DESCRIPTION	MAT DATE	CALL DATE	NET YIELD	PURCH PRICE	INDIV END AMOUNT	TOTAL INVESTMENT	MARKET PRICE	MARKET VALUE
VICTORIA COUNTY												
	10/19/2017	5,000,000	L.O.G.I.C. POOL				1.378%			5,013,460.46		5,013,460.46
	11/8-29/17	4,410,000	CERTIFICATE OF DEPOSIT				1.692%			4,410,000.00		4,410,000.00
			CASH ON HAND-COUNTY FUNDS				1.080%			20,199,952.14		20,199,952.14
			TOTAL COUNTY FUNDS							29,623,412.60		29,623,412.60
CITIZENS MEDICAL CENTER												
			L.O.G.I.C. POOL				1.378%			0.00		0.00
			CERTIFICATE OF DEPOSIT				0.000%			0.00		0.00
			CMC NURSING HOMES				1.080%			1,245,389.31		1,245,389.31
			CASH ON HAND-CITIZENS MEDICAL CENTER				1.080%			37,584,617.89		37,584,617.89
			TOTAL HOSPITAL FUNDS							38,830,007.20		38,830,007.20
NAVIGATION DISTRICT												
			CASH ON HAND 2015 CONSTRUCTION				1.080%			7,285,231.49		7,285,231.49
			CASH ON HAND 2015 INTEREST & SINKING				1.080%			361,795.70		361,795.70
			PROMOTION AND DEVELOPMENT FUND				1.080%			258,904.29		258,904.29
			CASH ON HAND-2012A CONSTRUCTION				1.080%			111.55		111.55
			CASH ON HAND-2012A/B INTEREST/SINKING				1.080%			429,586.31		429,586.31
			CASH ON HAND-NAVIGATION DISTRICT				1.080%			3,536,478.05		3,536,478.05
			TOTAL NAVIGATION DIST FUNDS							11,872,107.39		11,872,107.39
BANK BALANCE												
SUMMARY TOTAL PORTFOLIO												
			TOTAL COUNTY FUNDS							29,623,412.60	36.8792%	29,623,412.60
			TOTAL HOSPITAL FUNDS							38,830,007.20	48.3408%	38,830,007.20
			TOTAL NAVIGATION DISTRICT FUNDS							11,872,107.39	14.7800%	11,872,107.39
			TOTAL							80,325,527.19	100.00%	80,325,527.19
BANK BALANCE												
			CASH ON HAND - ALL FUNDS							70,902,066.73	88.27%	70,902,066.73
			PLEGDED SECURITIES - ALL FUNDS							133,655,080.80		133,655,080.80
BANK BALANCE												
			CERTIFICATES OF DEPOSIT							4,410,000.00	5.49%	4,410,000.00
			MONEY MKT MUTUAL FUNDS							0.00	0.00%	0.00
			L.O.G.I.C. POOL							5,013,460.46	6.24%	5,013,460.46
			GOVERNMENT SECURITIES							0.00	0.00%	0.00
			TOTAL INVESTMENTS							9,423,460.46	11.73%	9,423,460.46
TOTAL PORTFOLIO INCLUDING CASH												
										80,325,527.19	100.00%	80,325,527.19

FUND	ACCT. NO.	ACCOUNT NAME	CASH	INVESTMENTS
POOLED CASH - APCA				
=====				
001	101-2000	POOLED CASH	19,239,320.50	
001	101-2005	POOLED CASH-PAYROLL	0.00	
TOTAL 001-POOLED CASH - APCA			19,239,320.50	0.00

GENERAL FUND				
=====				
100	101-2000	CLAIM ON CASH-GENERAL FUND	13,383,848.05	
100	101-3000	VC CREDIT CARD CLEARING ACCT	9,978.50	
100	151-1003	CERTIFICATE OF DEPOSIT		4,410,000.00
100	151-1005	LOCAL GOVT. INVEST. COOP.		5,015,749.50
TOTAL 100-GENERAL FUND			13,393,826.55	9,425,749.50

EMERGENCY MGMT				
=====				
108	101-2000	CLAIM ON CASH-EMER MGMT	(231,834.80)	
TOTAL 108-EMERGENCY MGMT			(231,834.80)	0.00

LEPC FUND				
=====				
109	101-2000	CLAIM ON CASH-LEPC	9,325.60	
TOTAL 109-LEPC FUND			9,325.60	0.00

J. P. SPECIAL FUND				
=====				
110	101-2000	CLAIM ON CASH-J.P. SPECIAL FD	458.36	
TOTAL 110-J.P. SPECIAL FUND			458.36	0.00

CO CLERK ARCHIVE FEE FD				
=====				
119	101-2000	CLAIM ON CASH-CO CLK ARCHIVE	287,585.95	
TOTAL 119-CO CLERK ARCHIVE FEE FD			287,585.95	0.00

FUND ACCT. NO.	ACCOUNT NAME	CASH	INVESTMENTS
RECORDS MANAGEMENT FUND			
=====			
120 101-2000	CLAIM ON CASH-RECORD MGMT	43,062.53	
TOTAL 120-RECORDS MANAGEMENT FUND		43,062.53	0.00

COURTHOUSE SECURITY FUND			
=====			
121 101-2000	CLAIM ON CASH-CRTHSE SECURITY	41,980.76	
TOTAL 121-COURTHOUSE SECURITY FUND		41,980.76	0.00

JUSTICE CT BLDG SECURITY			
=====			
122 101-2000	CLAIM ON CASH-JP CRT BLD SECUR	36,204.51	
TOTAL 122-JUSTICE CT BLDG SECURITY		36,204.51	0.00

DIST. CLERK RECORDS MGMT			
=====			
123 101-2000	CLAIM ON CASH-DIST CLK REC MGT	5,574.97	
TOTAL 123-DIST. CLERK RECORD MGMT		5,574.97	0.00

PATRIOT PARK DONATION FD			
=====			
140 101-2000	CLAIM ON CASH-PATRIOT PRK DON	510.00	
TOTAL 140-PATRIOT PARK DONATION FD		510.00	0.00

SHERIFF'S SPECIAL FUND			
=====			
150 101-2000	CLAIM ON CASH-SHERIFFS SPECIAL	22,040.90	
TOTAL 150-SHERIFF'S SPECIAL FUND		22,040.90	0.00

CLERK'S SPECIAL FUND			
=====			
160 101-2000	CLAIM ON CASH-CLERKS SPECIAL	310.00	
TOTAL 160-CLERK'S SPECIAL FUND		310.00	0.00

FUND ACCT. NO.	ACCOUNT NAME	CASH	INVESTMENTS
BLOOMINGTON HMGP 1791316			
=====			
193 101-2000	CLAIM ON CASH-BLOOMINGTON HMGP	0.00	
TOTAL 193-BLOOMINGTON HMGP 1791-316		0.00	0.00
GULF/MEXICO ENERGY SEC			
=====			
195 101-2000	CLAIM ON CASH-GULF MEXICO ENGY	5,717.39	
TOTAL 195-GULF/MEXICO ENERGY SEC.		5,717.39	0.00
FEMA GRANT DR#4223			
=====			
196 101-2000	CLAIM ON CASH-FEMA DR#4223	0.00	
TOTAL 196-FEMA DR #4223		0.00	0.00
FEMA HAZARD MIT FUND			
=====			
197 101-2000	CLAIM ON CASH-FEMA HAZARD MIT	(2,395.73)	
TOTAL 197- FEMA HAZARD MIT. FD		(2,395.73)	0.00
HURRICANE HARVEY DR#4332			
=====			
198 101-2000	CLAIM ON CASH-HURRICANE HARVEY	(1,757,623.20)	
198 101-3000	CLAIM ON CASH/GRANT FUND	0.00	
TOTAL 198-HURRICANE HARVEY DR#4332		(1,757,623.20)	0.00
TXDOT MCCOY RD RECONST			
=====			
199 101-2000	CLAIM ON CASH-TXDOT MCCOY RD	443,549.60	
TOTAL 199-TXDOT MCCOY RD RECONST		443,549.60	0.00
ROAD AND BRIDGE FUND/PCT			
=====			
201 101-2000	CLAIM ON CASH-R&B PCT #1	722,548.62	
TOTAL 201-ROAD & BRIDGE FUND PCT 1		722,548.62	0.00

FUND ACCT. NO.	ACCOUNT NAME	CASH	INVESTMENTS
ROAD AND BRIDGE FUND/PCT			
=====			
202 101-2000	CLAIM ON CASH-R&B PCT #2	1,021,123.09	
TOTAL 202-ROAD & BRIDGE FUND PCT 2		1,021,123.09	0.00

ROAD AND BRIDGE FUND/PCT			
=====			
203 101-2000	CLAIM ON CASH-R&B PCT #3	1,789,748.62	
TOTAL 203-ROAD & BRIDGE FUND PCT 3		1,789,748.62	0.00

ROAD AND BRIDGE FUND/PCT			
=====			
204 101-2000	CLAIM ON CASH-R&B PCT #4	578,046.52	
TOTAL 204-ROAD & BRIDGE FUND PCT 4		578,046.52	0.00

CETRZ GRANT FUND			
=====			
210 101-2000	CLAIM ON CASH-CETRZ	0.00	
TOTAL 210-CETRZ GRANT FUND		0.00	0.00

CETRZ #1 TAX INCREMENT			
=====			
211 101-2000	CLAIM ON CASH-CETRZ TAX INCREM	0.00	
TOTAL 211-CETRZ #1 TAX INCREMENT		0.00	0.00

CAPITAL CREDITS FUND			
=====			
215 101-2000	CLAIM ON CASH-CAPITAL CREDITS	208,328.63	
TOTAL 215-CAPITAL CREDITS FUND		208,328.63	0.00

JUVENILE RESTITUTION			
=====			
221 101-2000	CLAIM ON CASH-JUVEN.RESTITUT.	462.12	
TOTAL 221-JUVENILE RESTITUTION		462.12	0.00

FUND ACCT. NO.	ACCOUNT NAME	CASH	INVESTMENTS
JUVENILE PROBATION FUND			
=====			
231 101-2000	CLAIM ON CASH-JUVEN PROBAT.	(22,397.74)	
TOTAL 231-JUVENILE PROBATION FD		(22,397.74)	0.00

DRUG COURTS PROGRAMS			
=====			
240 101-2000	CLAIM ON CASH-DRUG CRT PROG	22,009.59	
TOTAL 240-DRUG COURTS PROGRAM		22,009.59	0.00

24TH JUDICIAL DIST PROB			
=====			
241 101-2000	CLAIM ON CASH-24 JUD DIST PROB	0.00	
TOTAL 241-24TH JUDICIAL DIST. PROB		0.00	0.00

VETERANS MENTAL HEALTH			
=====			
260 101-2000	CLAIM ON CASH-VETS MENTAL HLTH	0.00	
TOTAL 260-VETERANS MENTAL HEALTH		0.00	0.00

JUSTICE TECHNOLOGY FUND			
=====			
281 101-2000	CLAIM ON CASH-JUSTICE TECH.	15,125.15	
TOTAL 281-JUSTICE TECHNOLOGY FD.		15,125.15	0.00

FAMILY PROTECTION FEE FD			
=====			
282 101-2000	CLAIM ON CASH-FAM PROTECT FEE	300.00	
TOTAL 282-FAMILY PROTECTION FEE FD		300.00	0.00

CO/DIST TECHNOLOGY FD			
=====			
283 101-2000	CLAIM ON CASH-CO/DIST TECHNOL	29,413.99	
TOTAL 283-CO/DIST TECHNOLOGY FD		29,413.99	0.00

FUND ACCT. NO.	ACCOUNT NAME	CASH	INVESTMENTS
CO/DIST TECH IMPV GNT			
=====			
285 101-2000	CLAIM ON CASH-CO/DIST TECH IMP	0.00	
TOTAL 285-CO/DIST TECH IMP #3111701		0.00	0.00

CDA PROCESSING FEE FUND			
=====			
300 101-2000	CLAIM ON CASH-CDA PROCESS FEE	14,331.29	
TOTAL 300-CDA PROCESSING FEE FUND		14,331.29	0.00

BOND FORFEITURE COMM			
=====			
301 101-2000	CLAIM ON CASH-BOND FORFEITURE	11,053.33	
TOTAL 301-BOND FORFEITURE COMM		11,053.33	0.00

CDA STATE JUDICIARY FUND			
=====			
302 101-2000	CLAIM ON CASH-CDA STATE JUD.	2,037.14	
TOTAL 302-CDA STATE JUDICIARY FUND		2,037.14	0.00

CDA VICTIMS ASSISTANCE GR			
=====			
305 101-2000	CLAIM ON CASH-CDA VICTIMS ASST	(10,705.37)	
TOTAL 305-CDA VICTIMS ASSIST GRANT		(10,705.37)	0.00

VICTIM COORD/LIASON GNT			
=====			
306 101-2000	CLAIM ON CASH-SO VICT COORD	(6,031.26)	
TOTAL 306-VICTIM COORD/LIASON GNT		(6,031.26)	0.00

4/H ACTIVITY CENTER			
=====			
310 101-2000	CLAIM ON CASH-4/H ACTIVITY CNT	8,531.12	
TOTAL 310-4/H ACTIVITY CENTER		8,531.12	0.00

FUND	ACCT. NO.	ACCOUNT NAME	CASH	INVESTMENTS
AIRPORT FUND				
=====				
321	101-2000	CLAIM ON CASH-AIRPORT FUND	19,072.66	
321	101-3000	CASH IN BANK/AIRPORT DRAFTING	94,391.18	
321	151-1000	TREASURY BILLS		0.00
321	151-1001	TEXPOOL INVESTMENTS		0.00
321	151-1005	LOCAL GOVT. INVEST COOP		0.00
TOTAL 321-AIRPORT FUND			113,463.84	0.00

AIRPORT GRANT FUND				
=====				
322	101-2000	CLAIM ON CASH-AIRPORT GRANT	(5,412.19)	
TOTAL 322-AIRPORT GRANT FUND			(5,412.19)	0.00

AIRPORT CAPITAL PROJECTS				
=====				
323	101-2000	CLAIM ON CASH-AIRP CAPITAL PRO	0.00	
TOTAL 323-AIRPORT CAPITAL PROJECTS			0.00	0.00

SPECIAL SERVICE FUND				
=====				
330	101-2000	CLAIM ON CASH-SPECIAL SERVICE	932,120.63	
TOTAL 330-SPECIAL SERVICE FUND			932,120.63	0.00

TXDOT LITTER CONTROL				
=====				
332	101-2000	CLAIM ON CASH-TXDOT LITTER CON	0.00	
TOTAL 332-TXDOT LITTER CONTROL			0.00	0.00

BORDER SECUR 2010/2011				
=====				
335	101-2000	CLAIM ON CASH-BORD SEC 2010/11	0.00	
TOTAL 335-BORDER SECURITY 2010/2011			0.00	0.00

FUND ACCT. NO.	ACCOUNT NAME	CASH	INVESTMENTS
STONEGARDEN GRANT			
=====			
336 101-2000	CLAIM ON CASH-STONEGARDEN GNT	(81,710.60)	
TOTAL 336-STONEGARDEN 2010SST0-0008		(81,710.60)	0.00

BYRNE JAG PROGRAM			
=====			
339 101-2000	CLAIM ON CASH-BYRNE JAG PROG	0.00	
TOTAL 339- BYRNE JAG PROGRAM		0.00	0.00

HIGH INTENSITY DRUG TRAF			
=====			
340 101-2000	CLAIM ON CASH-HIGH INTENSITY	(8,862.10)	
TOTAL 340-HIGH INTENSITY DRUG TRAFF		(8,862.10)	0.00

STATE FEE ACCOUNT			
=====			
350 101-2000	CLAIM ON CASH-STATE FEE FD	188,648.82	
TOTAL 350-STATE FEE ACCOUNT		188,648.82	0.00

MENTAL HLTH PEACE OFF FD			
=====			
356 101-2000	CLAIM ON CASH-MENTAL SO/GB	(7,577.72)	
TOTAL 356-MENTAL HEALTH PEACE OFF		(7,577.72)	0.00

BISD SCHOOL RESOURCE OFF			
=====			
358 101-2000	CLAIM ON CASH-BISD SCHL RESOUR	(12,706.73)	
TOTAL 358-BISD SCHOOL RESOURCE OFF		(12,706.73)	0.00

SHERIFF'S FORFEITURE FD			
=====			
360 101-2000	CLAIM ON CASH-SHERIFF FORFEIT	307,687.98	
360 151-1001	TEXPOOL INVESTMENTS		0.00
360 151-1005	LOCAL GOVT. INVEST. COOP.		0.00
TOTAL 360-SHERIFF'S FORFEITURE FUND		307,687.98	0.00

FUND ACCT. NO.	ACCOUNT NAME	CASH	INVESTMENTS
SHERIFF'S DONATION FUND			
=====			
361 101-2000	CLAIM ON CASH-SHERIFF DONATION	506.55	
TOTAL 361-SHERIFF'S DONATION FUND		506.55	0.00

SHER DOJ FEDERAL FORFEIT			
=====			
362 101-2000	CLAIM ON CASH-SO DOJ FED FORFE	316,123.74	
TOTAL 362-SHERIFF DOJ FED. FORFEIT.		316,123.74	0.00

CDA CONTRABAND FORFEITURE			
=====			
370 101-2000	CLAIM ON CASH-CDA CONTRA FORF	608,573.98	
370 151-1005	LOCAL GOVT. INVEST. COOP.		0.00
TOTAL 370-CDA CONTRABAND FORFEITURE		608,573.98	0.00

CDA DOJ EQUITABLE SHARE			
=====			
371 101-2000	CLAIM ON CASH-CDA DOJ EQUIT	1,055.74	
TOTAL 371-CDA DOJ EQUITABLE SHARE		1,055.74	0.00

SHERIFF DOT FEDERAL FORF			
=====			
372 101-2000	CLAIM ON CASH-SO DOT FED FORF.	82,598.76	
TOTAL 372-SHERIFF DOT FEDERAL FORF		82,598.76	0.00

SHERIFF COMMISSARY FUND			
=====			
380 101-2000	CLAIM ON CASH-SHER. COMMISSARY	219,373.82	
TOTAL 380-SHERIFF COMMISSARY FUND		219,373.82	0.00

JUVENILE COMMISSARY FUND			
=====			
390 101-2000	CLAIM ON CASH-JUV COMMISSARY	6,623.22	
TOTAL 390-JUVENILE COMMISSARY FUND		6,623.22	0.00

FUND ACCT. NO.	ACCOUNT NAME	CASH	INVESTMENTS
GOLIAD CO JUV PROB SERV			
=====			
394 101-2000	CLAIM ON CASH-GOLIAD CO JUV PR	0.00	
TOTAL 394-GOLIAD CO JUV PROB SERV		0.00	0.00

VISD SRO REIMBURSEMENT			
=====			
395 101-2000	CLAIM ON CASH-VISD SRO REIMB	(120,580.63)	
TOTAL 395-VISD SRO REIMBURSEMENT		(120,580.63)	0.00

HEALTH INSURANCE FUND			
=====			
410 101-2000	CLAIM ON CASH-HEALTH INSUR	(495,597.83)	
410 101-3000	CASH IN BANK/BOON CHAPMAN	1,027.23	
TOTAL 410-HEALTH INSURANCE FUND		(494,570.60)	0.00

EMPLOYEE BENEFIT FUND			
=====			
420 101-2000	CLAIM ON CASH-EMPLOYEE BENEF	6,031.09	
TOTAL 420-EMPLOYEE BENEFIT FUND		6,031.09	0.00

ELECTIONS ADM SPECIAL			
=====			
450 101-2000	CLAIM ON CASH-ELECT ADM SPEC	5,426.49	
TOTAL 450-ELECTIONS ADM SPECIAL		5,426.49	0.00

ELECTIONS CHAPTER 19			
=====			
457 101-2000	CLAIM ON CASH-ELECT CHAPT 19	(75.98)	
TOTAL 457-ELECTIONS CHAPTER 19 FD		(75.98)	0.00

TAX ASSESSOR SPECIAL			
=====			
499 101-3000	FVNB SPECIAL INVENTORY ACCT.	794,134.90	
TOTAL 499-TAX ASSESSOR SPECIAL		794,134.90	0.00

FUND ACCT. NO.	ACCOUNT NAME	CASH	INVESTMENTS
HISTORICAL COMMISSION			
=====			
500 101-2000	CLAIM ON CASH-HISTORICAL COMM	25,453.92	
TOTAL 500-HISTORICAL COMMISSION		25,453.92	0.00

CHILD WELFARE BOARD			
=====			
515 101-2000	CLAIM ON CASH-CHILD WELFARE BD	46,869.23	
TOTAL 515-CHILD WELFARE BOARD		46,869.23	0.00

DEBT SERVICE			
=====			
700 101-2000	CLAIM ON CASH-DEBT SERVICE	857,851.44	
TOTAL 700-DEBT SERVICE		857,851.44	0.00

LAW LIBRARY FUND			
=====			
720 101-2000	CLAIM ON CASH-LAW LIBRARY FD	59,322.03	
TOTAL 720-LAW LIBRARY FUND		59,322.03	0.00

CAPITAL PROJECTS FUND			
=====			
770 101-2000	CLAIM ON CASH-CAPITAL PROJECTS	0.00	
TOTAL 770-CAPITAL PROJECTS FUND		0.00	0.00

VICTORIA HEALTH DEPT			
=====			
800 101-2000	CLAIM ON CASH-HEALTH DEPT	(440,122.86)	
800 101-3000	CASH IN BANK/HLTH 340B DRAFT.	10,062.08	
TOTAL 800-VICTORIA HEALTH DEPT.		(430,060.78)	0.00

TX A&M UNIV HLTH SCIENCE			
=====			
801 101-2000	CLAIM ON CASH-TX A&M HLTH SCI	0.00	
TOTAL 801-TX A&M UNIV HLTH SCIENCE		0.00	0.00

FUND	ACCT. NO.	ACCOUNT NAME	CASH	INVESTMENTS
MEDICAID ADM CLAIM FD				
=====				
802	101-2000	CLAIM ON CASH-MEDICAID ADM CLM	632.92	
TOTAL 802-MEDICAID ADM CLAIMS FD			632.92	0.00
TEXAS HOME VISITING GNT				
=====				
803	101-2000	CLAIM ON CASH-TX HOME VISITING	(5,485.08)	
TOTAL 803-TEXAS HOME VISITING GRANT			(5,485.08)	0.00
VICTORIA WIC PROGRAM				
=====				
810	101-2000	CLAIM ON CASH-WIC PROGRAM	(240,968.48)	
TOTAL 810-VICTORIA WIC PROGRAM			(240,968.48)	0.00
NAVARRO PROJECT FUND				
=====				
845	101-2000	CLAIM ON CASH-NAVARRO LEASE	255,730.85	
845	101-3000	CASH/BK NY/INTEREST	0.00	
845	101-3001	CASH/BK NY/PRINCIPAL	0.00	
845	101-3002	CASH/BK NY/PROJECT	0.00	
845	101-3003	CASH/BK NY/RESERVE (2017)	0.00	
TOTAL 845-NAVARRO PROJECT FUND			255,730.85	0.00
FLEXIBLE BENEFITS PLAN				
=====				
870	101-2000	CASH-FLEX BEN-DENTAL,LIFE,VSN	4,586.47	
870	101-3000	CASH IN BANK/PROSPERITY BANK	50,611.60	
TOTAL 870-FLEXIBLE BENEFITS PLAN			55,198.07	0.00
LEOSE FUND				
=====				
880	101-2000	CLAIM ON CASH-LEOSE FUND	42,316.78	
TOTAL 880-LEOSE FUND			42,316.78	0.00

FUND ACCT. NO.	ACCOUNT NAME	CASH	INVESTMENTS
TOTAL CASH AND INVESTMENTS		39,439,272.64 =====	9,425,749.50 =====
*** END OF REPORT ***			
	Pooled Cash	<u>(19,239,320.50)</u>	<u>9,423,460.46</u>
		20,199,952.14	9,423,460.46

FUND ACCT. NO.	ACCOUNT NAME	CASH	INVESTMENTS
VICTORIA COUNTY HOSPITAL			
820 101-1000	HOSPITAL FUND	33,729,817.64	
820 101-2004	CMC 125 PLAN	159,977.25	
820 101-3000	CMC ACCTS PAYABLE	(1,146,586.82)	
820 101-4000	CMC PAYROLL	356.72	
820 101-4100	CMC MEDICAL PROFESS #214125768	100.01	
820 101-4105	CMC MEDICAL PROFESS #217301213	4,032,344.13	
820 101-4200	CMC WEIGHT MANAGEMENT CNTR	294,416.06	
820 101-4300	CMC HOME HEALTH AGENCY	515,192.84	
820 101-5001	ARBORETUM NURSE /REHAB/WINNIE	0.00	
820 101-5002	MATAGORDA NURSING & REHAB	170,045.33	
820 101-5003	TWIN PINES NURSING & REHAB	245,901.07	
820 101-5004	SHADY OAKS NURSING & REHAB	57,290.70	
820 101-5005	AMISTAD NURSING & REHAB	0.00	
820 101-5006	GANADO NURSING & REHAB	188,273.79	
820 101-5007	CUERO NURSING & REHAB	109,094.61	
820 101-5008	STEVENS NURSE & REHAB/HALLETTS	78,795.67	
820 101-5009	PORT LAVACA NURSING & REHAB	119,467.99	
820 101-5010	SOUTHBROOKE NURSING & REHAB	82,082.93	
820 101-5011	WHARTON NURSING & REHAB	151,638.76	
820 101-5012	YOAKUM NURSING & REHAB	41,798.52	
820 151-1004	CERTIFICATES OF DEPOSIT		0.00
820 151-1005	LOCAL GOVT. INVEST. COOP.		0.00
TOTAL 820-VICTORIA COUNTY HOSPITAL		38,830,007.20	0.00
TOTAL CASH AND INVESTMENTS		38,830,007.20	0.00

*** END OF REPORT ***

INTEREST EARNED STATEMENT
DECEMBER 2017

FUND	FUND NAME	2014	2015	2016	2017 YR TO DATE	CURRENT MONTH
100	GENERAL FUND	114,629.90	132,753.81	141,158.01	241,299.13	17,197.10
200	ROAD & BRIDGE FUND	21,510.19	22,985.61	25,906.60	45,426.58	3,127.68
700	DEBT SERVICE	12,561.34	2,888.49	2,957.82	5,097.08	551.57
770	CAPITAL PROJECTS	17259.45	16716.80	8,745.15	471.42	0.00
	Sub-Total Budgeted Funds	165,960.88	175,344.71	178,767.58	292,294.21	20,876.35
119	CLERK'S ARCHIVE	0.00	225.59	907.32	2,307.04	247.71
240	DRUG COURTS PROGRAM	68.58	78.21	82.26	173.24	19.16
300	CDA PROCESSING FEE	6.30	67.69	71.58	59.85	5.78
310	4-H ACTIVITY CENTER	96.37	89.05	75.33	116.80	7.43
320	AIRPORT	0.00	0.00	0.00	0.00	0.00
321	AIRPORT	309.41	443.31	452.30	1,122.56	112.68
330	SPECIAL SERVICE	772.95	1166.83	4351.37	7,514.85	811.70
360	SHERIFF'S FORFEITURE	901.33	594.00	438.82	2,052.00	270.65
361	SHERIFF'S DONATION	81.08	3.11	0.00	5.80	0.44
362	SHERIFF'S DOJ	0.00	0.00	0.00	2,997.98	275.25
370	CDA CONTRABAND FORFEIT.	3065.17	2236.01	1762.99	4,715.79	541.53
371	CDA DOJ EQUITABLE SHARE	5.10	5.18	5.20	9.53	0.92
372	SHERIFF DOT FED FORFEIT	514.41	489.88	496.00	1,241.51	71.92
380	SHERIFF COMMISSARY	510.00	679.59	994.68	2,205.77	192.67
390	JUVENILE COMMISSARY	28.70	30.48	31.55	59.50	5.76
410	HEALTH INSURANCE	545.49	1631.10	1165.44	1,713.18	238.37
450	ELECTION ADMINISTRATOR	4.87	50.48	25.19	133.05	6.22
499	TAX ASSESSOR SPECIAL	1396.74	1331.38	1286.14	3,661.65	700.16
500	HISTORICAL COMMISSION	81.75	94.69	101.10	220.43	22.16
800	HEALTH DEPT DRAFTING	0.00	0.00	0.00	62.08	9.14
870	FLEXIBLE BENEFIT PLAN	46.29	53.41	75.17	294.02	46.60
820	HOSPITAL	350535.64	354089.26	232331.08	367,951.98	30,397.19
820	CMC 125 PLAN	201.70	274.40	314.75	1,093.16	155.75
830	CMC ACCOUNTS PAYABLE	8757.77	9,980.45	8,506.89	13,044.15	1,515.54
840	CMC PAYROLL	1832.92	2,047.24	2,244.93	3,472.13	356.72
820	CMC MEDICAL PROFESSIONAL	0.00	12,823.46	23,236.23	59,584.77	3,394.65
890	CMC FUNDED DEPRECIATION	7401.06	0.00	0.00	0.00	0.00
820	CMC HOME HEALTH	0.00	0.00	0.00	1,525.34	410.15
820	CMC WEIGHT MGMT	0.00	0.00	0.00	1,968.76	263.00
820	CMC NURSING HOMES	112348.78	4,263.58	3,072.85	9,234.03	1,226.63
950	NAVIGATION DISTRICT	31844.73	27,397.88	16,176.19	33,379.58	3,156.06
950	NAVIG CONSTRUCTION 2012A	6761.70	7.58	0.26	0.89	0.10
950	NAVIG. CONSTRUCTION 2015	0.00	6,452.40	40,712.19	69,060.52	6,901.56
950	NAVIG 2012A/B INT& SINKING	7.70	500.96	1,042.11	2,899.92	323.79
950	NAVIG. INTEREST & SINKING	139.97	104.93	33.22	29.89	3.56
	TOTAL	694,227.39	602,556.84	518,760.72	886,205.96	72,567.30