

MINUTES OF COUNTY FINANCES
TREASURER'S REPORT
MONTHLY- MARCH 2018

IN THE MATTER OF COUNTY FINANCES
IN THE HANDS OF SEAN KENNEDY
TREASURER OF VICTORIA COUNTY, TEXAS

COMMISSIONERS' COURT
VICTORIA COUNTY, TEXAS
IN SPECIAL SESSION
REGULAR TERM
APRIL 2018

IN ACCORDANCE with Section 114.026, Local Government Code, we, the undersigned, constituting the entire Commissioners Court of said County, certify that on the 30th day of April 2018, at the Special Session of a Regular Term of Court, we compared and examined the monthly report of Sean Kennedy, Treasurer of Victoria County, Texas, for March 2018, and finding the same correct, entered an order in the Minutes approving said Report, which states total cash and other assets on hand as \$95,776,234.85


Ben Zeller, County Judge

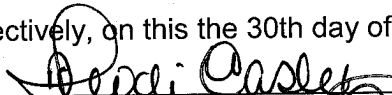

Danny Garcia, Commissioner Pct. 1


Kevin M. Janak, Commissioner Pct. 2

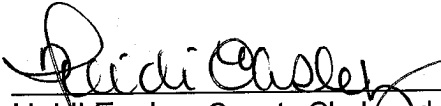


Gary Burns, Commissioner Pct. 3


Clint C. Ives, Commissioner Pct. 4

SWORN TO AND SUBSCRIBED BEFORE ME, by Ben Zeller, County Judge, and County Commissioners of said Victoria County, each respectively, on this the 30th day of April A.D., 2018.


Attest: Heidi Easley, County Clerk

FILED FOR RECORD THIS 30 DAY OF APRIL A.D. 2018, and recorded on the 30 day of April, A.D. 2018.


Heidi Easley, County Clerk and
Ex-Officio Clerk of the Commissioners
Court in and for Victoria County, Texas.
By: 
Deputy





MONTHLY REPORT OF

SEAN KENNEDY, COUNTY TREASURER

VICTORIA COUNTY, TEXAS

FOR THE MONTH OF MARCH 2018

This report is presented for the approval of the Commissioners' Court, in accordance with Vernon's Texas Codes Annotated, Local Government Code, Section 83.002 (a) (3), and Title 10, Chapter 2256, Government Code (Public Funds Investment Act), and is true and correct to the best of my knowledge and belief, according to the records of this office.


SEAN KENNEDY
COUNTY TREASURER

VICTORIA COUNTY
INVESTMENTS ON HAND
MARCH 31, 2018

FUND	INV. NO.	PURCH DATE	PAR AMOUNT	DESCRIPTION	MAT DATE	CALL DATE	NET YIELD	PURCH PRICE	INDIV FND AMOUNT	TOTAL INVESTMENT	MARKET PRICE	MARKET VALUE
VICTORIA COUNTY												
		10/19/2017	5,000,000	L.O.G.I.C. POOL			1.720%			5,033,419.00		5,033,419.00
		11/8-29/17	4,410,000	CERTIFICATE OF DEPOSIT			1.692%			4,410,000.00		4,410,000.00
				CASH ON HAND-COUNTY FUNDS			1.380%			30,875,261.50		30,875,261.50
				TOTAL COUNTY FUNDS						40,318,680.50		40,318,680.50
CITIZENS MEDICAL CENTER												
				L.O.G.I.C. POOL			1.720%	0.00		0.00		0.00
				CERTIFICATE OF DEPOSIT			0.000%	0.00		1,987,665.32		1,987,665.32
				CMC NURSING HOMES			1.380%			40,438,858.95		40,438,858.95
				CASH ON HAND-CITIZENS MEDICAL CENTER			1.380%			42,426,524.27		42,426,524.27
				TOTAL HOSPITAL FUNDS						83,852,048.54		83,852,048.54
NAVIGATION DISTRICT												
				CASH ON HAND 2015 CONSTRUCTION			1.380%			7,039,780.31		7,039,780.31
				CASH ON HAND 2015 INTEREST & SINKING PROMOTION AND DEVELOPMENT FUND			1.380%			503,221.53		503,221.53
				CASH ON HAND-2012A CONSTRUCTION			1.380%			183,359.76		183,359.76
				CASH ON HAND-2012A/B INTEREST/SINKING			1.380%			111,91		111,91
				CASH ON HAND-NAVIGATION DISTRICT			1.380%			605,292.95		605,292.95
				TOTAL NAVIGATION DIST FUNDS						4,699,263.62		4,699,263.62
				TOTAL NAVIGATION DIST FUNDS						13,031,030.08		13,031,030.08
BANK BALANCE												
SUMMARY TOTAL PORTFOLIO												
				TOTAL COUNTY FUNDS						40,318,680.50	42.0967%	40,318,680.50
				TOTAL HOSPITAL FUNDS						42,426,524.27	44.2975%	42,426,524.27
				TOTAL NAVIGATION DISTRICT FUNDS						13,031,030.08	13.6057%	13,031,030.08
				TOTAL NAVIGATION DISTRICT FUNDS						95,776,234.85	100.00%	95,776,234.85
BANK BALANCE												
				CASH ON HAND - ALL FUNDS						86,332,815.85	90.14%	86,332,815.85
				PLEGDED SECURITIES - ALL FUNDS						130,305,384.32		128,229,706.02
BANK BALANCE												
				CERTIFICATES OF DEPOSIT						4,410,000.00	4.60%	4,410,000.00
				MONEY MKT MUTUAL FUNDS						0.00	0.00%	0.00
				L.O.G.I.C. POOL						5,033,419.00	5.26%	5,033,419.00
				GOVERNMENT SECURITIES						0.00	0.00%	0.00
				TOTAL INVESTMENTS						9,443,419.00	9.86%	9,443,419.00
TOTAL PORTFOLIO INCLUDING CASH										95,776,234.85	100.00%	95,776,234.85

FUND ACCT. NO.	ACCOUNT NAME	CASH	INVESTMENTS
POOLED CASH - APCA =====			
001 101-2000	POOLED CASH	30,532,308.88	
001 101-2005	POOLED CASH-PAYROLL	0.00	
TOTAL 001-POOLED CASH - APCA		30,532,308.88	0.00
GENERAL FUND =====			
100 101-2000	CLAIM ON CASH-GENERAL FUND	22,006,443.50	
100 101-3000	VC CREDIT CARD CLEARING ACCT	34,832.97	
100 151-1003	CERTIFICATE OF DEPOSIT		4,410,000.00
100 151-1005	LOCAL GOVT. INVEST. COOP.		5,033,419.00
TOTAL 100-GENERAL FUND		22,041,276.47	9,443,419.00
EMERGENCY MGMT =====			
108 101-2000	CLAIM ON CASH-EMER MGMT	(147,567.62)	
TOTAL 108-EMERGENCY MGMT		(147,567.62)	0.00
LEPC FUND =====			
109 101-2000	CLAIM ON CASH-LEPC	9,325.60	
TOTAL 109-LEPC FUND		9,325.60	0.00
J. P. SPECIAL FUND =====			
110 101-2000	CLAIM ON CASH-J.P. SPECIAL FD	258.36	
TOTAL 110-J.P. SPECIAL FUND		258.36	0.00
CO CLERK ARCHIVE FEE FD =====			
119 101-2000	CLAIM ON CASH-CO CLK ARCHIVE	311,491.35	
TOTAL 119-CO CLERK ARCHIVE FEE FD		311,491.35	0.00

FUND ACCT. NO.	ACCOUNT NAME	CASH	INVESTMENTS
RECORDS MANAGEMENT FUND =====			
120 101-2000	CLAIM ON CASH-RECORD MGMT	43,888.66	
TOTAL 120-RECORDS MANAGEMENT FUND		43,888.66	0.00
COURTHOUSE SECURITY FUND =====			
121 101-2000	CLAIM ON CASH-CRTHSE SECURITY	52,093.02	
TOTAL 121-COURTHOUSE SECURITY FUND		52,093.02	0.00
JUSTICE CT BLDG SECURITY =====			
122 101-2000	CLAIM ON CASH-JP CRT BLD SECUR	37,220.76	
TOTAL 122-JUSTICE CT BLDG SECURITY		37,220.76	0.00
DIST. CLERK RECORDS MGMT =====			
123 101-2000	CLAIM ON CASH-DIST CLK REC MGT	5,893.90	
TOTAL 123-DIST. CLERK RECORD MGMT		5,893.90	0.00
PATRIOT PARK DONATION FD =====			
140 101-2000	CLAIM ON CASH-PATRIOT PRK DON	860.00	
TOTAL 140-PATRIOT PARK DONATION FD		860.00	0.00
SHERIFF'S SPECIAL FUND =====			
150 101-2000	CLAIM ON CASH-SHERIPPS SPECIAL	8,960.90	
TOTAL 150-SHERIFF'S SPECIAL FUND		8,960.90	0.00
CLERK'S SPECIAL FUND =====			
160 101-2000	CLAIM ON CASH-CLERKS SPECIAL	15.00	
TOTAL 160-CLERK'S SPECIAL FUND		15.00	0.00

FUND ACCT. NO.	ACCOUNT NAME	CASH	INVESTMENTS
BLOOMINGTON HMGP 1791316 =====			
193 101-2000	CLAIM ON CASH-BLOOMINGTON HMGP	0.00	
TOTAL 193-BLOOMINGTON HMGP 1791-316		0.00	0.00
GULF/MEXICO ENERGY SEC =====			
195 101-2000	CLAIM ON CASH-GULF MEXICO ENGY	5,717.39	
TOTAL 195-GULF/MEXICO ENERGY SEC.		5,717.39	0.00
FEMA GRANT DR#4223 =====			
196 101-2000	CLAIM ON CASH-FEMA DR#4223	0.00	
TOTAL 196-FEMA DR #4223		0.00	0.00
FEMA HAZARD MIT FUND =====			
197 101-2000	CLAIM ON CASH-FEMA HAZARD MIT	(5,799.81)	
TOTAL 197- FEMA HAZARD MIT. PD		(5,799.81)	0.00
HURRICANE HARVEY DR#4332 =====			
198 101-2000	CLAIM ON CASH-HURRICANE HARVEY	(1,870,684.52)	
198 101-3000	CLAIM ON CASH/GRANT FUND	0.00	
TOTAL 198-HURRICANE HARVEY DR#4332		(1,870,684.52)	0.00
TXDOT MCCOY RD RECONST =====			
199 101-2000	CLAIM ON CASH-TXDOT MCCOY RD	360,189.83	
TOTAL 199-TXDOT MCCOY RD RECONST		360,189.83	0.00
ROAD AND BRIDGE FUND/PCT =====			
201 101-2000	CLAIM ON CASH-R&B PCT #1	1,259,447.33	
TOTAL 201-ROAD & BRIDGE FUND PCT 1		1,259,447.33	0.00

FUND ACCT. NO.	ACCOUNT NAME	CASH	INVESTMENTS
ROAD AND BRIDGE FUND/PCT =====			
202 101-2000	CLAIM ON CASH-R&B PCT #2	1,626,347.60	
TOTAL 202-ROAD & BRIDGE FUND PCT 2		1,626,347.60	0.00
ROAD AND BRIDGE FUND/PCT =====			
203 101-2000	CLAIM ON CASH-R&B PCT #3	2,277,287.91	
TOTAL 203-ROAD & BRIDGE FUND PCT 3		2,277,287.91	0.00
ROAD AND BRIDGE FUND/PCT =====			
204 101-2000	CLAIM ON CASH-R&B PCT #4	1,027,408.56	
TOTAL 204-ROAD & BRIDGE FUND PCT 4		1,027,408.56	0.00
CETRZ GRANT FUND =====			
210 101-2000	CLAIM ON CASH-CETRZ	0.00	
TOTAL 210-CETRZ GRANT FUND		0.00	0.00
CETRZ #1 TAX INCREMENT =====			
211 101-2000	CLAIM ON CASH-CETRZ TAX INCREM	0.00	
TOTAL 211-CETRZ #1 TAX INCREMENT		0.00	0.00
CAPITAL CREDITS FUND =====			
215 101-2000	CLAIM ON CASH-CAPITAL CREDITS	144,347.40	
TOTAL 215-CAPITAL CREDITS FUND		144,347.40	0.00
JUVENILE RESTITUTION =====			
221 101-2000	CLAIM ON CASH-JUVEN.RESTITUT.	91.43	
TOTAL 221-JUVENILE RESTITUTION		91.43	0.00

FUND ACCT. NO.	ACCOUNT NAME	CASH	INVESTMENTS
JUVENILE PROBATION FUND			
=====			
231 101-2000	CLAIM ON CASH-JUVEN PROBAT.	(79,656.07)	
TOTAL 231-JUVENILE PROBATION PD		(79,656.07)	0.00

DRUG COURTS PROGRAMS			
=====			
240 101-2000	CLAIM ON CASH-DRUG CRT PROG	15,545.26	
TOTAL 240-DRUG COURTS PROGRAM		15,545.26	0.00

24TH JUDICIAL DIST PROB			
=====			
241 101-2000	CLAIM ON CASH-24 JUD DIST PROB	0.00	
TOTAL 241-24TH JUDICIAL DIST. PROB		0.00	0.00

VETERANS MENTAL HEALTH			
=====			
260 101-2000	CLAIM ON CASH-VETS MENTAL HLTH	0.00	
TOTAL 260-VETERANS MENTAL HEALTH		0.00	0.00

JUSTICE TECHNOLOGY FUND			
=====			
281 101-2000	CLAIM ON CASH-JUSTICE TECH.	7,151.77	
TOTAL 281-JUSTICE TECHNOLOGY PD.		7,151.77	0.00

FAMILY PROTECTION FEE PD			
=====			
282 101-2000	CLAIM ON CASH-FAM PROTECT FEE	1,620.00	
TOTAL 282-FAMILY PROTECTION FEE PD		1,620.00	0.00

CO/DIST TECHNOLOGY PD			
=====			
283 101-2000	CLAIM ON CASH-CO/DIST TECHNOL	18,563.91	
TOTAL 283-CO/DIST TECHNOLOGY PD		18,563.91	0.00

FUND	ACCT. NO.	ACCOUNT NAME	CASH	INVESTMENTS
CO/DIST TECH IMPV GNT				
=====				
285	101-2000	CLAIM ON CASH-CO/DIST TECH IMP	0.00	
TOTAL 285-CO/DIST TECH IMP #3111701			0.00	0.00
CDA PROCESSING FEE FUND				
=====				
300	101-2000	CLAIM ON CASH-CDA PROCESS FEE	11,822.84	
TOTAL 300-CDA PROCESSING FEE FUND			11,822.84	0.00
BOND FORFEITURE COMM				
=====				
301	101-2000	CLAIM ON CASH-BOND FORFEITURE	12,236.54	
TOTAL 301-BOND FORFEITURE COMM			12,236.54	0.00
CDA STATE JUDICIARY FUND				
=====				
302	101-2000	CLAIM ON CASH-CDA STATE JUD.	5,770.86	
TOTAL 302-CDA STATE JUDICIARY FUND			5,770.86	0.00
CDA VICTIMS ASSISTANCE GR				
=====				
305	101-2000	CLAIM ON CASH-CDA VICTIMS ASST	(16,921.40)	
TOTAL 305-CDA VICTIMS ASSIST GRANT			(16,921.40)	0.00
VICTIM COORD/LIASON GNT				
=====				
306	101-2000	CLAIM ON CASH-SO VICT COORD	(6,444.54)	
TOTAL 306-VICTIM COORD/LIASON GNT			(6,444.54)	0.00
TEXAS VINE GRANT				
=====				
308	101-2000	CLAIM ON CASH-TX VINE GRANT	0.00	
TOTAL 308-TEXAS VINE GRANT			0.00	0.00

FUND ACCT. NO.	ACCOUNT NAME	CASH	INVESTMENTS
4/H ACTIVITY CENTER			
=====			
310 101-2000	CLAIM ON CASH-4/H ACTIVITY CNT	6,917.98	
		-----	-----
	TOTAL 310-4/H ACTIVITY CENTER	6,917.98	0.00
		-----	-----
AIRPORT FUND			
=====			
321 101-2000	CLAIM ON CASH-AIRPORT FUND	135,281.39	
321 101-3000	CASH IN BANK/AIRPORT DRAFTING	108,378.80	
321 151-1000	TREASURY BILLS		0.00
321 151-1001	TEXPOOL INVESTMENTS		0.00
321 151-1005	LOCAL GOVT. INVEST COOP		0.00
		-----	-----
	TOTAL 321-AIRPORT FUND	243,660.19	0.00
		-----	-----
AIRPORT GRANT FUND			
=====			
322 101-2000	CLAIM ON CASH-AIRPORT GRANT	(26,665.23)	
		-----	-----
	TOTAL 322-AIRPORT GRANT FUND	(26,665.23)	0.00
		-----	-----
AIRPORT CAPITAL PROJECTS			
=====			
323 101-2000	CLAIM ON CASH-AIRP CAPITAL PRO	0.00	
		-----	-----
	TOTAL 323-AIRPORT CAPITAL PROJECTS	0.00	0.00
		-----	-----
SPECIAL SERVICE FUND			
=====			
330 101-2000	CLAIM ON CASH-SPECIAL SERVICE	975,155.24	
		-----	-----
	TOTAL 330-SPECIAL SERVICE FUND	975,155.24	0.00
		-----	-----
TXDOT LITTER CONTROL			
=====			
332 101-2000	CLAIM ON CASH-TXDOT LITTER CON	0.00	
		-----	-----
	TOTAL 332-TXDOT LITTER CONTROL	0.00	0.00
		-----	-----

FUND ACCT. NO.	ACCOUNT NAME	CASH	INVESTMENTS
BORDER SECUR 2010/2011			
=====			
335 101-2000	CLAIM ON CASH-BORD SEC 2010/11	0.00	
TOTAL 335-BORDER SECURITY 2010/2011		0.00	0.00
STONEGARDEN GRANT			
=====			
336 101-2000	CLAIM ON CASH-STONEGARDEN GNT	(96,753.45)	
TOTAL 336-STONEGARDEN 2010SST0-0008		(96,753.45)	0.00
BYRNE JAG PROGRAM			
=====			
339 101-2000	CLAIM ON CASH-BYRNE JAG PROG	0.00	
TOTAL 339- BYRNE JAG PROGRAM		0.00	0.00
HIGH INTENSITY DRUG TRAF			
=====			
340 101-2000	CLAIM ON CASH-HIGH INTENSITY	(5,908.07)	
TOTAL 340-HIGH INTENSITY DRUG TRAFF		(5,908.07)	0.00
RIFLE REST BODY ARM GNT			
=====			
343 101-2000	CLAIM ON CASH-RIFLE RESIT BODY	0.00	
TOTAL 343-RIFLE RESIT BODY ARMOR GN		0.00	0.00
TXCDBG WCID1 BLOOMINGTON			
=====			
346 101-2000	CLAIM ON CASH-WCID1 BLOOMING	(9,117.50)	
TOTAL 346-TXCDBG GNT-WCID1 BLOOM.		(9,117.50)	0.00
STATE FEE ACCOUNT			
=====			
350 101-2000	CLAIM ON CASH-STATE FEE FD	231,849.93	
TOTAL 350-STATE FEE ACCOUNT		231,849.93	0.00

FUND ACCT. NO.	ACCOUNT NAME	CASH	INVESTMENTS
MENTAL HLTH PEACE OFF FD			
=====			
356 101-2000	CLAIM ON CASH-MENTAL SO/GE	(12,671.34)	
TOTAL 356-MENTAL HEALTH PEACE OFF		(12,671.34)	0.00

BISD SCHOOL RESOURCE OFF			
=====			
358 101-2000	CLAIM ON CASH-BISD SCHL RESOUR	(12,662.65)	
TOTAL 358-BISD SCHOOL RESOURCE OFF		(12,662.65)	0.00

SHERIFF'S FORFEITURE FD			
=====			
360 101-2000	CLAIM ON CASH-SHERIFF FORFEIT	283,097.75	
360 151-1001	TEXPOOL INVESTMENTS		0.00
360 151-1005	LOCAL GOVT. INVEST. COOP.		0.00
TOTAL 360-SHERIFF'S FORFEITURE FUND		283,097.75	0.00

SHERIFF'S DONATION FUND			
=====			
361 101-2000	CLAIM ON CASH-SHERIFF DONATION	508.15	
TOTAL 361-SHERIFF'S DONATION FUND		508.15	0.00

SHER DOJ FEDERAL FORFEIT			
=====			
362 101-2000	CLAIM ON CASH-SO DOJ FED FORFE	299,389.04	
TOTAL 362-SHERIFF DOJ FED. FORFEIT.		299,389.04	0.00

CDA CONTRABAND FORFEITURE			
=====			
370 101-2000	CLAIM ON CASH-CDA CONTRA FORF	568,068.03	
370 151-1005	LOCAL GOVT. INVEST. COOP.		0.00
TOTAL 370-CDA CONTRABAND FORFEITURE		568,068.03	0.00

CDA DOJ EQUITABLE SHARE			
=====			
371 101-2000	CLAIM ON CASH-CDA DOJ EQUIT	1,059.07	
TOTAL 371-CDA DOJ EQUITABLE SHARE		1,059.07	0.00

FUND ACCT. NO.	ACCOUNT NAME	CASH	INVESTMENTS
SHERIFF DOT FEDERAL FORF			
=====			
372 101-2000	CLAIM ON CASH-SO DOT FED FORF.	82,820.07	
TOTAL 372-SHERIFF DOT FEDERAL FORF		82,820.07	0.00
SHERIFF COMMISSARY FUND			
=====			
380 101-2000	CLAIM ON CASH-SHER. COMMISSARY	221,981.25	
TOTAL 380-SHERIFF COMMISSARY FUND		221,981.25	0.00
JUVENILE COMMISSARY FUND			
=====			
390 101-2000	CLAIM ON CASH-JUV COMMISSARY	6,765.35	
TOTAL 390-JUVENILE COMMISSARY FUND		6,765.35	0.00
GOLIAD CO JUV PROB SERV			
=====			
394 101-2000	CLAIM ON CASH-GOLIAD CO JUV PR	0.00	
TOTAL 394-GOLIAD CO JUV PROB SERV		0.00	0.00
VISD SRO REIMBURSEMENT			
=====			
395 101-2000	CLAIM ON CASH-VISD SRO REIMB	(91,451.67)	
TOTAL 395-VISD SRO REIMBURSEMENT		(91,451.67)	0.00
HEALTH INSURANCE FUND			
=====			
410 101-2000	CLAIM ON CASH-HEALTH INSUR	721,578.85	
410 101-3000	CASH IN BANK/BOON CHAPMAN	241.62	
TOTAL 410-HEALTH INSURANCE FUND		721,820.47	0.00
EMPLOYEE BENEFIT FUND			
=====			
420 101-2000	CLAIM ON CASH-EMPLOYEE BENEF	6,416.02	
TOTAL 420-EMPLOYEE BENEFIT FUND		6,416.02	0.00

FUND ACCT. NO.	ACCOUNT NAME	CASH	INVESTMENTS
ELECTIONS ADM SPECIAL			
=====			
450 101-2000	CLAIM ON CASH-ELECT ADM SPEC	31,414.45	
		-----	-----
TOTAL 450-ELECTIONS ADM SPECIAL		31,414.45	0.00
		-----	-----
ELECTIONS CHAPTER 19			
=====			
457 101-2000	CLAIM ON CASH-ELECT CHAPT 19	(3,400.92)	
		-----	-----
TOTAL 457-ELECTIONS CHAPTER 19 PD		(3,400.92)	0.00
		-----	-----
TAX ASSESSOR SPECIAL			
=====			
499 101-3000	FVNB SPECIAL INVENTORY ACCT.	161,385.02	
		-----	-----
TOTAL 499-TAX ASSESSOR SPECIAL		161,385.02	0.00
		-----	-----
HISTORICAL COMMISSION			
=====			
500 101-2000	CLAIM ON CASH-HISTORICAL COMM	25,196.49	
		-----	-----
TOTAL 500-HISTORICAL COMMISSION		25,196.49	0.00
		-----	-----
CHILD WELFARE BOARD			
=====			
515 101-2000	CLAIM ON CASH-CHILD WELFARE BD	44,186.24	
		-----	-----
TOTAL 515-CHILD WELFARE BOARD		44,186.24	0.00
		-----	-----
DEBT SERVICE			
=====			
700 101-2000	CLAIM ON CASH-DEBT SERVICE	600,790.55	
		-----	-----
TOTAL 700-DEBT SERVICE		600,790.55	0.00
		-----	-----
LAW LIBRARY FUND			
=====			
720 101-2000	CLAIM ON CASH-LAW LIBRARY FD	63,350.02	
		-----	-----
TOTAL 720-LAW LIBRARY FUND		63,350.02	0.00
		-----	-----

FUND ACCT. NO.	ACCOUNT NAME	CASH	INVESTMENTS
CAPITAL PROJECTS FUND			
=====			
770 101-2000	CLAIM ON CASH-CAPITAL PROJECTS	0.00	
TOTAL 770-CAPITAL PROJECTS FUND		0.00	0.00
=====			
VICTORIA HEALTH DEPT			
=====			
800 101-2000	CLAIM ON CASH-HEALTH DEPT	(434,902.67)	
800 101-3000	CASH IN BANK/HLTH 340B DRAFT.	10,094.89	
TOTAL 800-VICTORIA HEALTH DEPT.		(424,807.78)	0.00
=====			
TX A&M UNIV HLTH SCIENCE			
=====			
801 101-2000	CLAIM ON CASH-TX A&M HLTH SCI	0.00	
TOTAL 801-TX A&M UNIV HLTH SCIENCE		0.00	0.00
=====			
MEDICAID ADM CLAIM FD			
=====			
802 101-2000	CLAIM ON CASH-MEDICAID ADM CLM	4,560.12	
TOTAL 802-MEDICAID ADM CLAIMS FD		4,560.12	0.00
=====			
TEXAS HOME VISITING GNT			
=====			
803 101-2000	CLAIM ON CASH-TX HOME VISITING	(53,461.67)	
TOTAL 803-TEXAS HOME VISITING GRANT		(53,461.67)	0.00
=====			
VICTORIA WIC PROGRAM			
=====			
810 101-2000	CLAIM ON CASH-WIC PROGRAM	(217,733.61)	
TOTAL 810-VICTORIA WIC PROGRAM		(217,733.61)	0.00
=====			
NAVARRO PROJECT FUND			
=====			
845 101-2000	CLAIM ON CASH-NAVARRO LEASE	0.00	
845 101-3000	CASH/BK NY/INTEREST	0.00	
845 101-3001	CASH/BK NY/PRINCIPAL	0.00	
845 101-3002	CASH/BK NY/PROJECT	0.00	
845 101-3003	CASH/BK NY/RESERVE (2017)	0.00	
TOTAL 845-NAVARRO PROJECT FUND		0.00	0.00
=====			

FUND ACCT. NO.	ACCOUNT NAME	CASH	INVESTMENTS
FLEXIBLE BENEFITS PLAN			
=====			
870 101-2000	CASH-FLEX BEN-DENTAL,LIFE,VSN	5,055.49	
870 101-3000	CASH IN BANK/PROSPERITY BANK	28,019.32	
TOTAL 870-FLEXIBLE BENEFITS PLAN		33,074.81	0.00

LEOSE FUND			
=====			
880 101-2000	CLAIM ON CASH-LEOSE FUND	58,670.46	
TOTAL 880-LEOSE FUND		58,670.46	0.00

TOTAL CASH AND INVESTMENTS		61,407,570.38	9,443,419.00
		=====	=====

*** END OF REPORT ***

Pooled Cash	<u>(30,532,308.88)</u>	<u>9,443,419.00</u>
	30,875,261.50	9,443,419.00

FUND	ACCT. NO.	ACCOUNT NAME	CASH	INVESTMENTS
VICTORIA COUNTY HOSPITAL				
=====				
820	101-1000	HOSPITAL FUND	33,890,734.61	
820	101-2004	CMC 125 PLAN	130,902.96	
820	101-3000	CMC ACCTS PAYABLE	(755,223.51)	
820	101-4000	CMC PAYROLL	494.14	
820	101-4100	CMC MEDICAL PROFESS #214125768	100.00	
820	101-4105	CMC MEDICAL PROFESS #217301213	6,222,040.22	
820	101-4200	CMC WEIGHT MANAGEMENT CNTR	324,878.13	
820	101-4300	CMC HOME HEALTH AGENCY	625,932.34	
820	101-5001	ARBORETUM NURSE /REHAB/WINNIE	0.00	
820	101-5002	MATAGORDA NURSING & REHAB	208,779.03	
820	101-5003	TWIN PINES NURSING & REHAB	288,098.12	
820	101-5004	SHADY OAKS NURSING & REHAB	39,568.72	
820	101-5005	AMISTAD NURSING & REHAB	0.00	
820	101-5006	GANADO NURSING & REHAB	210,648.36	
820	101-5007	CUERO NURSING & REHAB	116.17	
820	101-5008	STEVENS NURSE & REHAB/HALLETTS	61.52	
820	101-5009	PORT LAVACA NURSING & REHAB	130.42	
820	101-5010	SOUTHEROKE NURSING & REHAB	136.52	
820	101-5011	WHARTON NURSING & REHAB	3,388.64	
820	101-5012	YOAKUM NURSING & REHAB	2,129.24	
820	101-5100	CUERO NURSING & REHAB-HUD	294,006.34	
820	101-5105	STEVENS NURSE & REHAB-HUD	194,589.68	
820	101-5110	PORT LAVACA NURSE & REHAB-HUD	390,321.48	
820	101-5115	SOUTHEROKE NURSE&REHAB-HUD	165,263.82	
820	101-5120	WHARTON NURSING& REHAB-HUD	64,073.93	
820	101-5125	YOAKUM NURSING & REHAB-HUD	125,353.39	
820	151-1004	CERTIFICATES OF DEPOSIT		0.00
820	151-1005	LOCAL GOVT. INVEST. COOP.		0.00
TOTAL 820-VICTORIA COUNTY HOSPITAL			42,426,524.27	0.00
			-----	-----
			-----	-----
TOTAL CASH AND INVESTMENTS			42,426,524.27	0.00
			=====	=====

*** END OF REPORT ***

INTEREST EARNED STATEMENT
MARCH 2018

FUND	FUND NAME	2015	2016	2017	2018 YR TO DATE	CURRENT MONTH
100	GENERAL FUND	132,753.81	141,158.01	241,299.13	92,516.50	37,210.08
200	ROAD & BRIDGE FUND	22,985.61	25,906.60	45,426.58	18,543.41	6,966.58
700	DEBT SERVICE	2,888.49	2,957.82	5,097.08	2,528.69	660.83
770	CAPITAL PROJECTS	16716.80	8745.15	471.42	0.00	0.00
	Sub-Total Budgeted Funds	175,344.71	178,767.58	292,294.21	113,588.60	44,837.49
119	CLERK'S ARCHIVE	225.59	907.32	2307.04	935.40	339.38
240	DRUG COURTS PROGRAM	78.21	82.26	173.24	60.80	19.64
300	CDA PROCESSING FEE	67.69	71.58	59.85	47.70	20.69
310	4-H ACTIVITY CENTER	89.05	75.33	116.80	23.97	8.06
320	AIRPORT	0.00	0.00	0.00	0.00	0.00
321	AIRPORT	443.31	452.30	1122.56	618.34	167.23
330	SPECIAL SERVICE	1166.83	4351.37	7514.85	3,126.93	1,097.16
360	SHERIFF'S FORFEITURE	594.00	438.82	2052.00	923.84	320.03
361	SHERIFF'S DONATION	3.11	0.00	5.80	1.60	0.57
362	SHERIFF'S DOJ	0.00	0.00	2997.98	961.34	335.83
370	CDA CONTRABAND FORFEIT.	2236.01	1762.99	4715.79	1,851.57	641.98
371	CDA DOJ EQUITABLE SHARE	5.18	5.20	9.53	3.33	1.18
372	SHERIFF DOT FED FORFEIT	489.88	496.00	1241.51	260.28	92.27
380	SHERIFF COMMISSARY	679.59	994.68	2205.77	700.77	248.78
390	JUVENILE COMMISSARY	30.48	31.55	59.50	20.95	7.46
410	HEALTH INSURANCE	1631.10	1165.44	1713.18	904.82	579.53
450	ELECTION ADMINISTRATOR	50.48	25.19	133.05	48.30	21.53
499	TAX ASSESSOR SPECIAL	1331.38	1286.14	3661.65	711.20	155.50
500	HISTORICAL COMMISSION	94.69	101.10	220.43	79.74	28.16
800	HEALTH DEPT DRAFTING	0.00	0.00	62.08	32.81	11.73
870	FLEXIBLE BENEFIT PLAN	53.41	75.17	294.02	137.04	39.97
820	HOSPITAL	354089.26	232331.08	367951.98	104,446.39	40,987.50
820	CMC 125 PLAN	274.40	314.75	1,093.16	485.52	160.95
830	CMC ACCOUNTS PAYABLE	9980.45	8,506.89	13,044.15	3,694.89	1,156.01
840	CMC PAYROLL	2047.24	2,244.93	3,472.13	1,521.25	494.14
820	CMC MEDICAL PROFESSIONAL	12823.46	23,236.23	59,584.77	16,607.96	6,761.67
890	CMC FUNDED DEPRECIATION	0.00	0.00	0.00	0.00	0.00
820	CMC HOME HEALTH	0.00	0.00	1,525.34	1,801.62	677.43
820	CMC WEIGHT MGMT	0.00	0.00	1,968.76	1,004.77	370.45
820	CMC NURSING HOMES	4263.58	3,072.85	9,234.03	4,505.52	1,608.77
950	NAVIGATION DISTRICT	27397.88	16,176.19	33,379.58	15,313.32	5,695.73
950	NAVIG CONSTRUCTION 2012A	7.58	0.26	0.89	0.36	0.13
950	NAVIG. CONSTRUCTION 2015	6452.40	40,712.19	69,060.52	24,712.38	8,763.79
950	NAVIG 2012A/B INT& SINKING	500.96	1,042.11	2,899.92	1,706.64	700.22
950	NAVIG. INTEREST & SINKING	104.93	33.22	29.89	2.61	1.12
	TOTAL	602,556.84	518,760.72	886,205.96	300,842.56	116,352.08