



County of Victoria

205 N. Bridge St., Suite 110
Victoria, TX 77901
skennedy@vctx.org

Sean Kennedy, CIO
County Treasurer

July 26, 2021

Honorable Judge Ben Zeller
Victoria County Commissioners' Court

Chapter 2256.023, Government Code (The Public Funds Investment Act), requires the investment officer of each local government to submit to its governing body a quarterly report of investment transactions.


The attached report details investments for Victoria County, Citizens Medical Center and Victoria County Navigation District for the quarter ending June 30, 2021.

Portfolios total \$132,234,402.59, invested with an emphasis on safety, liquidity and yield. The portfolio for the quarter is; LOGIC Pool 1.782%, Certificate of Deposits 7.01% and 91.26% in cash with an average interest rate of .684%.

Federal Reserve Bank Fed Fund interest rate remained constant this quarter and the forecast does not predict any change. Currently the Fed Funds interest rate is 0.00% to 0.25%. Investment cash accounts at Prosperity Bank earned an average .01% for the quarter.

Pledged collateral of bank deposits, held by Prosperity Bank, is above limits required by our depository contract.

Respectfully submitted,


Sean Kennedy, CIO
Victoria County Treasurer

FUND	PURCH DATE	ORIGINAL FACE	CURRENT FACE	DESCRIPTION	MAT DATE	Call Date	NET YIELD	PURCH PRICE	BEGINNING BOOK VALUE	BEGINNING MARKET VALUE	ENDING BOOK VALUE	ENDING MARKET VALUE	NET YIELD
VICTORIA COUNTY													
100	10/19/2017	2,277,767.59	2,278,183.27	LOGIC POOL			0.109%	5,000,000.00	2,277,767.59	2,277,767.59	2,278,183.27	2,278,183.27	0.073%
100		10,000,000.00	9,273,000.00	Certificate of Deposit			2.060%		10,000,000.00	10,000,000.00	9,273,000.00	9,273,000.00	1.970%
		0	0	Certificate of Deposit					0.00	0.00	0.00	0.00	0.00
		0	0	Gov't Agencies, Disc Notes					0.00	0.00	0.00	0.00	0.00
		<u>12,277,767.59</u>	<u>11,551,183.27</u>	TOTAL INVESTMENTS					<u>12,277,767.59</u>	<u>12,277,767.59</u>	<u>11,551,183.27</u>	<u>11,551,183.27</u>	
COUNTY FUNDS INVESTED													
				CASH ON HAND			0.057%		12,277,767.59	12,277,767.59	11,551,183.27	11,551,183.27	0.010%
				TOTAL			0.742%		<u>44,284,334.70</u>		<u>48,512,389.38</u>		0.684%
CITIZENS MEDICAL CENTER													
		0	0	LOGIC POOL			0.000%		0.00	0.00	0.00	0.00	0.00
		0	0	Certificate of Deposit			0.000%	0.00	0.00	0.00	0.00	0.00	0.00
		0	0	Certificate of Deposit			0.000%	0.00	0.00	0.00	0.00	0.00	0.00
		0	0	Certificate of Deposit			0.000%	0.00	0.00	0.00	0.00	0.00	0.00
		<u>0</u>	<u>0</u>	TOTAL INVESTMENTS					<u>0.00</u>	<u>0.00</u>	<u>0.00</u>	<u>0.00</u>	<u>0.00</u>
HOSPITAL FUNDS INVESTED													
				CASH ON HAND			0.057%		83,933,096.03	0.00	74,665,518.69	0.00	0.010%
				TOTAL					<u>83,933,096.03</u>		<u>74,665,518.69</u>		
NAVIGATION DISTRICT													
		0	0	LOGIC POOL - BOND FUND			0.000%		0.00	0.00	0.00	0.00	0.00
		0	0	LOGIC POOL - OPERATING FUND			0.000%		0.00	0.00	0.00	0.00	0.00
		0	0	Certificate of Deposit			0.000%	0.00	0.00	0.00	0.00	0.00	0.00
		0	0	Certificate of Deposit			0.000%	0.00	0.00	0.00	0.00	0.00	0.00
		0	0	Certificate of Deposit			0.000%	0.00	0.00	0.00	0.00	0.00	0.00
		<u>0</u>	<u>0</u>	TOTAL INVESTMENTS					<u>0.00</u>	<u>0.00</u>	<u>0.00</u>	<u>0.00</u>	<u>0.00</u>
NAVIGATION DISTRICT INVESTMENTS													
				CASH ON HAND			0.057%		10,771,695.48	0.00	9,056,494.52	0.00	0.010%
BANK BALANCE - NOT BOOK BALANCE				TOTAL					<u>10,771,695.48</u>		<u>9,056,494.52</u>		

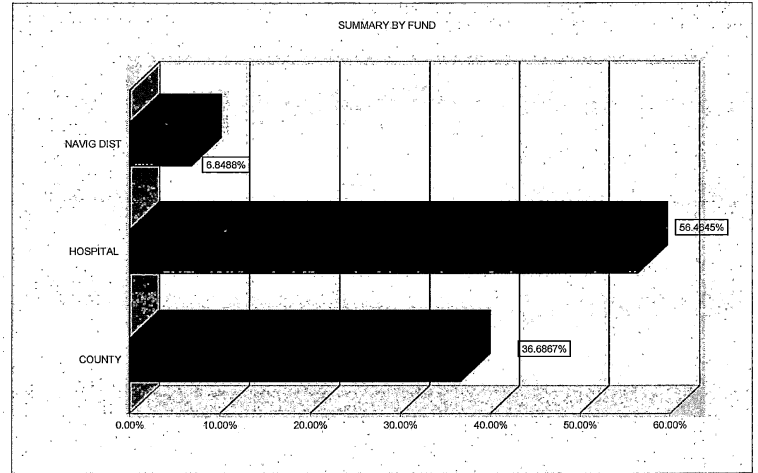
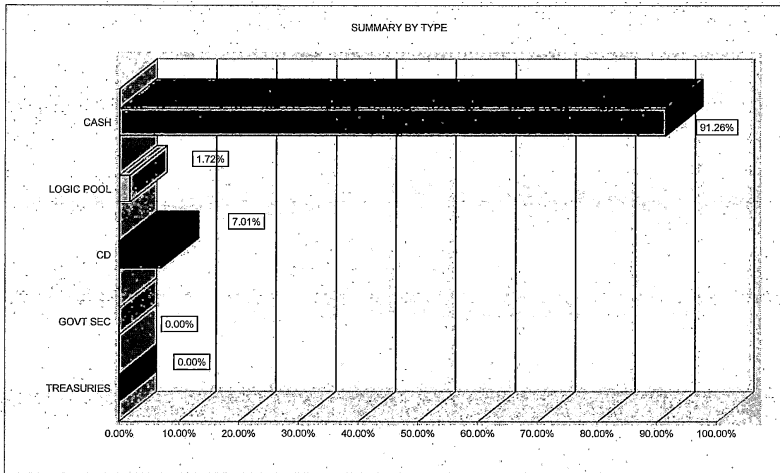
FUND	PURCH DATE	ORIGINAL FACE	CURRENT FACE	DESCRIPTION	MAT DATE	Call Date	NET YIELD	PURCH PRICE	BEGINNING BOOK VALUE	BEGINNING MARKET VALUE	ENDING BOOK VALUE	ENDING MARKET VALUE	NET YIELD
	12277767.59		11551183.27	GRAND TOTAL INVESTMENTS					12,277,767.59	12,277,767.59	11,551,183.27	11,551,183.27	

CASH & INVESTMENT SUMMARY BY FUND

	APRIL 1, 2021		JUNE 30, 2021	
TOTAL COUNTY FUNDS	31.8617%	44,284,334.70	48,512,389.38	36.6867%
TOTAL HOSPITAL FUNDS	60.3882%	83,933,096.03	74,665,518.69	56.4845%
TOTAL NAVIGATION DISTRICT FUNDS	7.7500%	10,771,695.48	9,056,494.52	6.8488%
	100.00%	138,989,126.21	132,234,402.59	100.00%
	Above totals include cash.		Above totals include cash.	

INVESTMENT SUMMARY BY TYPE

TREASURIES	0.0000%	0.00	0.00	0.0000%
GOVERNMENT SECURITIES	0.0000%	0.00	0.00	0.0000%
CERTIFICATES OF DEPOSIT	7.1948%	10,000,000.00	9,273,000.00	7.0125%
LOGIC POOL	1.6388%	2,277,767.59	2,278,183.27	1.7228%
TOTAL INVESTMENT OTHER THAN CASH	8.8336%	12,277,767.59	11,551,183.27	8.7354%
TOTAL CASH	91.1664%	126,711,358.62	120,683,219.32	91.2646%
	100.00%	138,989,126.21	132,234,402.59	100.00%



CD INVESTMENTS GENERAL FUND

PERIOD ENDING 6/30/2021

ISSUER	CUSIP	BROKER	TERM	% EARN	BOOK VALUE	SETTLE	MATURE	MKT PRICE	MARKET VALUE
KESSLER FEDERAL CREDIT UNION	49254FAJ5	MBS	30	3.00%	\$ 245,000.00	1/31/2019	7/30/2021	100.246	\$ 245,602.70
KERN SCHOOL FEDERAL CREDIT UNION	49228XAA8	MBS	36	2.80%	\$ 245,000.00	2/27/2019	2/28/2022	101.815	\$ 249,446.75
MORGAN STANLY PRIVATE BANK NATIONAL ASSN	61760AWX3	MBS	36	2.75%	\$ 245,000.00	3/7/2019	3/7/2022	101.864	\$ 249,566.80
GOLDMAN SACHS	38148P4N4	MBS	36	2.90%	\$ 245,000.00	1/30/2019	1/31/2022	101.669	\$ 249,089.05
MEDALLION BANK SALT LAKE CITY UT	58404DDP3	MBS	36	2.70%	\$ 245,000.00	3/22/2019	3/22/2022	101.925	\$ 249,716.25
SIGNAT BANK ARKANSAS FAYETTEVILLE	82669LJC8	MBS	36	2.50%	\$ 245,000.00	5/17/2019	5/17/2022	102.090	\$ 250,120.50
BANK OF NEW ENGLAND SALEM NH	06426KBB3	MBS	36	2.45%	\$ 245,000.00	5/23/2019	5/23/2022	102.127	\$ 250,211.15
TIAA FSB JACKSONVILLE FL	87270LCE1	MBS	36	2.50%	\$ 245,000.00	5/17/2019	5/17/2022	102.154	\$ 250,277.30
CAPITAL ONE BANK USA NATL ASSN GLEN ALLEN CA	14042TAN7	MBS	35	2.45%	\$ 200,000.00	6/10/2019	5/23/2022	102.146	\$ 204,292.00
LUANA SAVINGS BANK IOWA	549104GV3	MBS	36	2.20%	\$ 245,000.00	6/21/2019	6/21/2022	102.073	\$ 250,078.85
BALBOA THRIFT & LOAN ASSN CHULA VISTA CA	05765LAX5	MBS	36	2.00%	\$ 245,000.00	7/19/2019	7/18/2022	101.998	\$ 249,895.10
UNITED BANKERS BANK BLOOMINGTON MN	909557JE1	MBS	30	2.00%	\$ 245,000.00	7/24/2019	1/24/2022	101.104	\$ 247,704.80
1ST SOURCE BANK SOUTH BEND IN	33646CLH5	MBS	35	2.00%	\$ 245,000.00	7/11/2019	6/13/2022	101.827	\$ 249,476.15
BARCLAYS BANK DEL RETAIL	06740KNF0	MBS	24	2.00%	\$ 245,000.00	7/19/2019	7/17/2021	100.103	\$ 245,252.35
HANMI BANK LOS ANGELES CA	410493ELO	MBS	36	2.00%	\$ 245,000.00	7/19/2019	7/19/2022	101.998	\$ 249,895.10
CONGRESSIONAL BANK POTPMAC MD	20726ABB3	MBS	28	2.00%	\$ 245,000.00	7/24/2019	11/24/2021	100.796	\$ 246,950.20
FIRST NATL BANK PARAGOULD ARK	32114LBN8	MBS	36	2.00%	\$ 245,000.00	7/26/2019	7/26/2022	102.032	\$ 249,978.40
THREE RIVERS CREDIT UNION FT WAYNE IN	88563LAH0	MBS	24	2.10%	\$ 245,000.00	8/1/2019	8/2/2021	100.182	\$ 245,445.90
CIT BANK NAT ASSN PASADENA CA	12556LBB1	MBS	36	1.95%	\$ 245,000.00	8/23/2019	8/23/2022	102.110	\$ 250,169.50
RAYMOND JAMES BANK NATL ASSN	75472RAC5	MBS	36	1.90%	\$ 245,000.00	8/23/2019	8/23/2022	102.053	\$ 250,029.85
STERLING BANK POPLAR BLUFF MO	85916VDL6	MBS	37	1.75%	\$ 245,000.00	9/6/2019	10/6/2022	102.060	\$ 250,047.00
FIRST FARMERS BK&TR CONVERSE IN	320165JL8	MBS	24	1.65%	\$ 245,000.00	9/6/2019	9/3/2021	100.284	\$ 245,695.80
COMMUNITY FIST BANK KOKOMO IN	20368TCN8	MBS	24	1.65%	\$ 245,000.00	9/12/2019	9/13/2021	100.324	\$ 245,793.80
FIRST NATL BANK AMER EAST LANSING MI	32110YNA9	MBS	24	1.60%	\$ 245,000.00	9/17/2019	9/17/2021	100.332	\$ 245,813.40
FIRST NATL BANK SYRACUSE JOHNSON KS	334342CG5	MBS	26	1.65%	\$ 245,000.00	9/18/2019	11/18/2021	100.613	\$ 246,501.85
MAPLE BANK CHAMPLIN MN	565109BP9	MBS	30	1.70%	\$ 245,000.00	10/11/2019	4/11/2022	101.279	\$ 248,133.55
ENCORE BANK LITTLE ROCK AR	29260MAPO	MBS	30	1.70%	\$ 245,000.00	10/23/2019	4/25/2022	101.338	\$ 248,278.10
WELL FARGO NATL BANK WEST LAS VEGAS NV	949495AT2	MBS	36	1.90%	\$ 245,000.00	1/29/2020	1/30/2023	102.739	\$ 251,710.55
SOMERSET TRUST CO PA	835104BW9	MBS	18	1.65%	\$ 245,000.00	1/30/2020	7/30/2021	100.133	\$ 245,325.85
SYNOVUS BANK COLUMBUS GA	87164DQB9	MBS	18	1.65%	\$ 245,000.00	1/30/2020	7/30/2021	100.133	\$ 245,325.85
NEXTIER BANK N A KITTANNING PA	65344AAB1	MBS	24	1.60%	\$ 245,000.00	2/21/2020	2/22/2022	100.997	\$ 247,442.65
EAGLE BANK BETHESDA MD	27002YEU6	MBS	30	1.60%	\$ 245,000.00	2/12/2020	8/12/2022	101.663	\$ 249,074.35
ALMA BANK ASTORIA NY	020080BR7	MBS	36	1.60%	\$ 245,000.00	2/7/2020	2/7/2023	102.283	\$ 250,593.35

7/22/2021 CD INVESTMENTS COURT

CD INVESTMENTS GENERAL FUND

PERIOD ENDING 6/30/2021

ISSUER	CUSIP	BROKER	TERM	% EARN	BOOK VALUE	SETTLE	MATURE	MKT PRICE	MARKET VALUE
MORGAN STANLY PRIVATE BANK	61760A6Q7	MBS	36	1.85%	\$ 245,000.00	1/30/2020	1/30/2023	102.654	\$ 251,502.30
LIVE OAK BANKING CO	538036JZ8	MBS	36	1.55%	\$ 245,000.00	3/6/2020	3/6/2023	102.297	\$ 250,627.65
AXOS BANK	05465DAG3	MBS	36	1.60%	\$ 245,000.00	3/26/2020	3/27/2023	102.450	\$ 251,002.50
GREENSTATE CREDIT UNION	39573LBF4	MBS	36	0.045%	\$ 249,000.00	5/14/2021	5/14/2024	100.429	\$ 250,068.21
NEW YORK COMMUNITY BANK	649447UP2	MBS	36	0.350%	\$ 249,000.00	6/3/2021	6/3/2024	100.132	\$ 249,328.68
				1.93%	9,273,000.00			101.432947	\$ 9,405,464.14

7/22/2021 CD INVESTMENTS COURT

INTEREST EARNED STATEMENT
JUNE 2021

FUND	FUND NAME	2018	2019	2020	2021 YR TO DATE
100	GENERAL FUND	466,648.37	587,193.96	394,512.17	108,208.95
200	ROAD & BRIDGE FUND	75,845.46	107,701.21	29,957.88	820.22
700	DEBT SERVICE	10,491.55	16,599.52	5,297.82	176.27
770	CAPITAL PROJECTS	0.00	0.00	0.00	0.00
	Sub-Total Budgeted Funds	552,985.38	711,494.69	429,767.87	109,205.44
119	CLERK'S ARCHIVE	5551.35	4,809.15	1339.90	52.09
150	TAX SALES	552.17	552.17	188.95	10.55
190	AMERICAN RESCUE PLAN	0.00	0.00	0.00	103.70
231	JUVENILE PROBATION	0.00	0.00	26.58	0.00
240	DRUG COURTS PROGRAM	256.25	364.14	90.63	0.67
300	CDA PROCESSING FEE	168.15	113.51	56.08	1.60
310	4-H ACTIVITY CENTER	120.37	162.21	41.40	1.09
320	AIRPORT DRAFTING	351.11	351.11	2580.64	125.38
321	AIRPORT	2244.67	4,517.73	0.00	0.00
330	SPECIAL SERVICE	9596.57	9,179.04	2006.11	88.88
338	GCRP 911	275.60	275.60	459.94	16.96
360	SHERIFF'S FORFEITURE	7251.10	9,444.59	2569.35	68.90
361	SHERIFF'S DONATION	8.47	6.08	1.50	0.03
362	SHERIFF'S DOJ	4965.25	6,544.45	1712.99	29.73
370	CDA CONTRABAND FORFEIT.	10490.95	14,327.42	4629.56	149.94
371	CDA DOJ EQUITABLE SHARE	17.69	23.69	6.32	0.19
372	SHERIFF DOT FED FORFEIT	1369.73	2,241.60	1556.92	47.07
380	SHERIFF COMMISSARY	3954.32	5,771.00	1516.82	61.56
390	JUVENILE COMMISSARY	112.82	155.19	42.12	1.29
410	HEALTH INSURANCE	9542.34	2,826.58	520.89	28.79
450	ELECTION ADMINISTRATOR	255.79	603.90	112.79	1.61
454	HAVA SECURITY GRANT	0.00	0.00	8.79	3.65
455	HELP AMERICA VOTE GRANT	0.00	0.00	23.10	0.38
499	TAX ASSESSOR SPECIAL	8572.46	12,336.30	2132.62	69.35
500	HISTORICAL COMMISSION	406.58	465.73	115.82	3.44
771	LONG TERM RENO RETAIN	0.00	0.00	47.36	5.90
800	HEALTH DEPT DRAFTING	179.54	344.06	134.86	31.48
870	FLEXIBLE BENEFIT PLAN	817.46	1,462.81	452.24	15.88
820	HOSPITAL	522103.44	660,159.66	218255.08	9,408.13
820	CMC 125 PLAN	2738.71	3,574.47	919.23	29.15
830	CMC ACCOUNTS PAYABLE	19037.56	21,179.25	6,180.52	210.81
840	CMC PAYROLL	6975.28	8,995.36	2,510.40	78.40
820	CMC MEDICAL PROFESSIONAL	79628.52	150,498.80	28,373.70	1,254.80
820	CMC HOME HEALTH	15579.84	45,408.24	17,674.68	716.76
820	CMC WEIGHT MGMT	6202.93	9,384.11	2,669.80	86.58
820	CMC NURSING HOMES	25035.19	31,354.07	8,031.76	202.99
950	NAVIGATION DISTRICT	85119.55	145,379.51	43,977.79	1,389.13
950	NAVIG CONSTRUCTION 2012A	1.98	0.23	0.00	0.00
950	NAVIG. CONSTRUCTION 2015	126550.67	78,476.12	6,262.51	188.66
950	NAVIG 2012A/B INT& SINKING	6909.40	9,613.21	3,205.40	92.09
950	NAVIG: INTEREST & SINKING	25.76	2.84	0.00	0.00
	TOTAL	1,515,954.95	1,952,398.62	790,203.02	123,783.05