

MINUTES OF COUNTY FINANCES  
TREASURER'S REPORT  
MONTHLY- FEBRUARY 2022

IN THE MATTER OF COUNTY FINANCES  
IN THE HANDS OF SEAN KENNEDY  
TREASURER OF VICTORIA COUNTY, TEXAS

COMMISSIONERS' COURT  
VICTORIA COUNTY, TEXAS  
IN SPECIAL SESSION  
REGULAR TERM MARCH  
2022


IN ACCORDANCE with Section 114.026, Local Government Code, we, the undersigned, constituting the entire Commissioners Court of said County, certify that on the 28th day of March 2022, at the Special Session of a Regular Term of Court. We compared and examined the monthly report of Sean Kennedy, Treasurer of Victoria County, Texas, for February 2022, and finding the same correct, entered an order in the Minutes approving said Report, which states total cash and investments on hand as \$129,224,278.76

  
Ben Zeller, County Judge


  
Danny Garcia, Commissioner Pct. 1

  
Kevin M. Janak, Commissioner Pct. 2



  
Gary Burns, Commissioner Pct. 3

  
Clint C. Ives, Commissioner Pct. 4

SWORN TO AND SUBSCRIBED BEFORE ME, by Ben Zeller, County Judge, and County Commissioners of said Victoria County, each respectively, on this the 28th day of March, A.D., 2022.

  
Attest: Heidi Easley, County Clerk

FILED FOR RECORD THIS 28 DAY OF MARCH A.D. 2022, and recorded on the 28 day of March, A.D. 2022.

  
Heidi Easley, County Clerk and  
Ex-Officio Clerk of the Commissioners  
Court in and for Victoria County, Texas.  
By:   
Deputy **Stefanie Tumlinson**





**MONTHLY REPORT OF**

SEAN KENNEDY, COUNTY TREASURER

VICTORIA COUNTY, TEXAS

**FOR THE MONTH OF FEBRUARY 2022**

This report, presented for the approval of the Commissioners' Court, in accordance with Vernon's Texas Codes Annotated, Local Government Code, and Section 83.002 (a) (3), and Title 10, Chapter 2256, Government Code (Public Funds Investment Act), is true and correct to the best of my knowledge and belief, according to the records of this office.

*Sean Kennedy*  
SEAN KENNEDY  
COUNTY TREASURER

VICTORIA COUNTY  
INVESTMENTS ON HAND  
FEBRUARY 28, 2022

FUND	INV. NO.	PURCH DATE	PAR AMOUNT	DESCRIPTION	MAT DATE	CALL DATE	NET YIELD	PURCH PRICE	INDIV FND AMOUNT	TOTAL INVESTMENT	MARKET PRICE	MARKET VALUE
<u>VICTORIA COUNTY</u>												
				L.O.G.I.C. POOL			0.108%			2,279,070.60		2,279,070.60
				CERTIFICATE OF DEPOSIT			1.710%			7,827,000.00		7,827,000.00
				CASH ON HAND-COUNTY FUNDS			0.300%			45,404,968.45		45,404,968.45
				<u>TOTAL COUNTY FUNDS</u>						<u>55,511,039.05</u>		<u>55,511,039.05</u>
<u>CITIZENS MEDICAL CENTER</u>												
				L.O.G.I.C. POOL			0.000%			0.00		0.00
				CERTIFICATE OF DEPOSIT			0.000%			0.00		0.00
BANK BALANCE				CMC NURSING HOMES			0.300%			1,136,098.98		1,136,098.98
				CASH ON HAND-CITIZENS MEDICAL CENTER			0.300%			65,118,273.70		65,118,273.70
				<u>TOTAL HOSPITAL FUNDS</u>						<u>66,254,372.68</u>		<u>66,254,372.68</u>
<u>NAVIGATION DISTRICT</u>												
				CASH ON HAND 2015 CONSTRUCTION			0.000%			0.00		0.00
				CASH ON HAND 2015 INTEREST & SINKING PROMOTION AND DEVELOPMENT FUND			0.300%			571,188.90		571,188.90
				PROMOTION AND DEVELOPMENT FUND			0.300%			362,723.13		362,723.13
				CASH ON HAND-2012A/B INTEREST/SINKING			0.300%			672,707.52		672,707.52
BANK BALANCE				CASH ON HAND-NAVIGATION DISTRICT			0.300%			5,852,247.48		5,852,247.48
				<u>TOTAL NAVIGATION DIST FUNDS</u>						<u>7,458,867.03</u>		<u>7,458,867.03</u>
<u>SUMMARY TOTAL PORTFOLIO</u>												
				TOTAL COUNTY FUNDS						55,511,039.05	42.9571%	55,511,039.05
				TOTAL HOSPITAL FUNDS						66,254,372.68	51.2708%	66,254,372.68
BANK BALANCE				TOTAL NAVIGATION DISTRICT FUNDS						7,458,867.03	5.7720%	7,458,867.03
				<u>TOTAL FUNDS</u>						<u>129,224,278.76</u>	<u>100.00%</u>	<u>129,224,278.76</u>
				CASH ON HAND - ALL FUNDS						119,118,208.16	92.18%	119,118,208.16
				PLEDGED SECURITIES - ALL FUNDS						158,973,900.85		156,250,972.00
				CERTIFICATES OF DEPOSIT						7,827,000.00	6.06%	7,827,000.00
				MONEY MKT MUTUAL FUNDS						0.00	0.00%	0.00
				L.O.G.I.C. POOL						2,279,070.60	1.76%	2,279,070.60
				GOVERNMENT SECURITIES						0.00	0.00%	0.00
				<u>TOTAL INVESTMENTS</u>						<u>10,106,070.60</u>	<u>7.82%</u>	<u>10,106,070.60</u>
				<u>TOTAL PORTFOLIO INCLUDING CASH</u>						<u>129,224,278.76</u>	<u>100.00%</u>	<u>129,224,278.76</u>

CASH & INVESTMENTS BY FUND

AS OF: FEBRUARY 28TH, 2022

FUND ACCT. NO.	ACCOUNT NAME	CASH	INVESTMENTS
<b>POOLED CASH - APCA</b>			
=====			
001 101-2000	POOLED CASH	44,074,869.14	
001 101-2005	POOLED CASH-PAYROLL	0.00	
TOTAL 001-POOLED CASH - APCA		44,074,869.14	0.00
-----			
<b>GENERAL FUND</b>			
=====			
100 101-2000	CLAIM ON CASH-GENERAL FUND	24,507,207.61	
100 101-3000	VC CREDIT CARD CLEARING ACCT	122,756.29	
100 151-1003	CERTIFICATE OF DEPOSIT		7,827,000.00
100 151-1005	LOCAL GOVT. INVEST. COOP.		2,279,070.60
TOTAL 100-GENERAL FUND		24,629,963.90	10,106,070.60
-----			
<b>EMERGENCY MGMT</b>			
=====			
108 101-2000	CLAIM ON CASH-EMER MGMT	( 301,981.46)	
TOTAL 108-EMERGENCY MGMT		( 301,981.46)	0.00
-----			
<b>LEPC FUND</b>			
=====			
109 101-2000	CLAIM ON CASH-LEPC	15,268.56	
TOTAL 109-LEPC FUND		15,268.56	0.00
-----			
<b>J. P. SPECIAL FUND</b>			
=====			
110 101-2000	CLAIM ON CASH-J.P. SPECIAL FD	258.36	
TOTAL 110-J.P. SPECIAL FUND		258.36	0.00
-----			
<b>COURT-INITIATED GUARDIANS</b>			
=====			
117 101-2000	CLAIM ON CASH-COURT INITIATED	796.65	
TOTAL 117-COURT-INITIATED GUARDIANS		796.65	0.00
-----			

CASH & INVESTMENTS BY FUND

AS OF: FEBRUARY 28TH, 2022 FEBRUARY 28TH, 2022

FUND ACCT. NO.	ACCOUNT NAME	CASH	INVESTMENTS
<b>COUNTY JURY FUND</b>			
=====			
118 101-2000	CLAIM ON CASH-COUNTY JURY FUND	2,689.61	
TOTAL 118-COUNTY JURY FUND		2,689.61	0.00
-----			
<b>CO CLERK ARCHIVE FEE FD</b>			
=====			
119 101-2000	CLAIM ON CASH-CO CLK ARCHIVE	388,370.85	
TOTAL 119-CO CLERK ARCHIVE FEE FD		388,370.85	0.00
-----			
<b>RECORDS MANAGEMENT FUND</b>			
=====			
120 101-2000	CLAIM ON CASH-RECORD MGMT	161,008.96	
TOTAL 120-RECORDS MANAGEMENT FUND		161,008.96	0.00
-----			
<b>COURTHOUSE SECURITY FUND</b>			
=====			
121 101-2000	CLAIM ON CASH-CRTHSE SECURITY	136,127.73	
TOTAL 121-COURTHOUSE SECURITY FUND		136,127.73	0.00
-----			
<b>JUSTICE CT BLDG SECURITY</b>			
=====			
122 101-2000	CLAIM ON CASH-JP CRT BLD SECUR	43,604.55	
TOTAL 122-JUSTICE CT BLDG SECURITY		43,604.55	0.00
-----			
<b>DIST. CLERK RECORDS MGMT</b>			
=====			
123 101-2000	CLAIM ON CASH-DIST CLK REC MGT	7,050.38	
TOTAL 123-DIST. CLERK RECORD MGMT		7,050.38	0.00
-----			
<b>CO CLERK OF THE COURT</b>			
=====			
124 101-2000	CLAIM ON CASH-CO CLRK OF COUR	36,715.57	
TOTAL 124-CO CLERK OF THE COURT		36,715.57	0.00
-----			

CASH & INVESTMENTS BY FUND

AS OF: FEBRUARY 28TH, 2022 FEBRUARY 28TH, 2022

FUND	ACCT. NO.	ACCOUNT NAME	CASH	INVESTMENTS
<b>DIST CLERK OF THE COURT</b>				
=====				
125	101-2000	CLAIM ON CASH-DIST CLRK OF CRT	9,598.71	
			-----	-----
		TOTAL 125-DIST CLERK OF THE COURT	9,598.71	0.00
			-----	-----
<b>COURT REPORTER SERVICE</b>				
=====				
126	101-2000	CLAIM ON CASH-CRT REPORTER SRV	3,990.00	
			-----	-----
		TOTAL 126-COURT REPORTER SERVICE	3,990.00	0.00
			-----	-----
<b>COURT FACILITY FEE FUND</b>				
=====				
127	101-2000	CLAIM ON CASH-CRT FACILITY FEE	2,940.00	
			-----	-----
		TOTAL 127-COURT FACILITY FEE FUND	2,940.00	0.00
			-----	-----
<b>CDBG-DR LOCAL BUYOUT</b>				
=====				
128	101-2000	CLAIM ON CASH-CDBG-DR LOCAL BU	0.00	
			-----	-----
		TOTAL 128-CDBG-DR LOCAL BUYOUT	0.00	0.00
			-----	-----
<b>LANGUAGE ACCESS FUND</b>				
=====				
129	101-2000	CLAIM ON CASH-LANGUAGE ACCESS	1,086.00	
			-----	-----
		TOTAL 129-LANGUAGE ACCESS FUND	1,086.00	0.00
			-----	-----
<b>PATRIOT PARK DONATION FD</b>				
=====				
140	101-2000	CLAIM ON CASH-PATRIOT PRK DON	3,001.56	
			-----	-----
		TOTAL 140-PATRIOT PARK DONATION FD	3,001.56	0.00
			-----	-----
<b>SHERIFF'S SPECIAL FUND</b>				
=====				
150	101-2000	CLAIM ON CASH-SHERIFFS SPECIAL	5,320.00	
150	101-3000	PROPERTY TAX SALE ACCOUNT	77,566.03	
			-----	-----
		TOTAL 150-SHERIFF'S SPECIAL FUND	82,886.03	0.00
			-----	-----

CASH & INVESTMENTS BY FUND

AS OF: FEBRUARY 28TH, 2022 FEBRUARY 28TH, 2022

FUND	ACCT. NO.	ACCOUNT NAME	CASH	INVESTMENTS
<b>CONSTABLE'S SPECIAL FUND</b>				
=====				
155	101-2000	CLAIM ON CASH-CONSTABLES SPEC	0.00	
TOTAL 155-CONSTABLE'S SPECIAL FUND			0.00	0.00
<b>CLERK'S SPECIAL FUND</b>				
=====				
160	101-2000	CLAIM ON CASH-CLERKS SPECIAL	101.00	
TOTAL 160-CLERK'S SPECIAL FUND			101.00	0.00
<b>AMERICAN RESCUE PLAN</b>				
=====				
190	101-2000	CLAIM ON CASH-AMERICAN RESCUE	8,361,756.00	
TOTAL 190-AMERICAN RESCUE PLAN			8,361,756.00	0.00
<b>DR-4586 2021 WINTER WEATH</b>				
=====				
191	101-2000	CLAIM ON CASH-DR-4586 2021 WIN	0.00	
TOTAL 191-DR-4586 2021 WINTER WEATH			0.00	0.00
<b>COVID19</b>				
=====				
192	101-2000	CLAIM ON CASH-COVID19	555,162.74	
TOTAL 192-COVID19			555,162.74	0.00
<b>GULF/MEXICO ENERGY SEC</b>				
=====				
195	101-2000	CLAIM ON CASH-GULF MEXICO ENGY	501,151.64	
TOTAL 195-GULF/MEXICO ENERGY SEC.			501,151.64	0.00
<b>HMGP DR-4332-0149 SO&amp;JAIL</b>				
=====				
196	101-2000	CLAIM ON CASH-HMGP DR-4332-014	0.00	
TOTAL 196-HMGP DR-4332-0149 SO&JAIL			0.00	0.00

CASH & INVESTMENTS BY FUND

AS OF: FEBRUARY 28TH, 2022 FEBRUARY 28TH, 2022

FUND ACCT. NO.	ACCOUNT NAME	CASH	INVESTMENTS
FEMA HAZARD MIT FUND			
=====			
197 101-2000	CLAIM ON CASH-FEMA HAZARD MIT	0.00	
TOTAL 197- FEMA HAZARD MIT. FD		0.00	0.00
HURRICANE HARVEY DR#4332			
=====			
198 101-2000	CLAIM ON CASH-HURRICANE HARVEY	0.00	
198 101-3000	CLAIM ON CASH/GRANT FUND	0.00	
TOTAL 198-HURRICANE HARVEY DR#4332		0.00	0.00
TXDOT MCCOY RD RECONST			
=====			
199 101-2000	CLAIM ON CASH-TXDOT MCCOY RD	( 5,042.68)	
TOTAL 199-TXDOT MCCOY RD RECONST		( 5,042.68)	0.00
ROAD AND BRIDGE FUND/PCT			
=====			
201 101-2000	CLAIM ON CASH-R&B PCT #1	1,439,465.75	
TOTAL 201-ROAD & BRIDGE FUND PCT 1		1,439,465.75	0.00
ROAD AND BRIDGE FUND/PCT			
=====			
202 101-2000	CLAIM ON CASH-R&B PCT #2	1,869,002.56	
TOTAL 202-ROAD & BRIDGE FUND PCT 2		1,869,002.56	0.00
ROAD AND BRIDGE FUND/PCT			
=====			
203 101-2000	CLAIM ON CASH-R&B PCT #3	1,813,709.96	
TOTAL 203-ROAD & BRIDGE FUND PCT 3		1,813,709.96	0.00
ROAD AND BRIDGE FUND/PCT			
=====			
204 101-2000	CLAIM ON CASH-R&B PCT #4	1,431,992.45	
TOTAL 204-ROAD & BRIDGE FUND PCT 4		1,431,992.45	0.00



CASH & INVESTMENTS BY FUND

AS OF: FEBRUARY 28TH, 2022 FEBRUARY 28TH, 2022

FUND ACCT. NO.	ACCOUNT NAME	CASH	INVESTMENTS
<b>CTIF GRANT FUND</b>			
=====			
210 101-2000	CLAIM ON CASH-CTIF	( 37,863.69)	
TOTAL 210-CTIF GRANT FUND		( 37,863.69)	0.00
-----			
<b>CAPITAL CREDITS FUND</b>			
=====			
215 101-2000	CLAIM ON CASH-CAPITAL CREDITS	45,856.58	
TOTAL 215-CAPITAL CREDITS FUND		45,856.58	0.00
-----			
<b>JUVENILE RESTITUTION</b>			
=====			
221 101-2000	CLAIM ON CASH-JUVEN.RESTITUT.	18.93	
TOTAL 221-JUVENILE RESTITUTION		18.93	0.00
-----			
<b>JUVENILE PROBATION FUND</b>			
=====			
231 101-2000	CLAIM ON CASH-JUVEN PROBAT.	( 108,948.17)	
TOTAL 231-JUVENILE PROBATION FD		( 108,948.17)	0.00
-----			
<b>DRUG COURTS PROGRAMS</b>			
=====			
240 101-2000	CLAIM ON CASH-DRUG CRT PROG	606.89	
TOTAL 240-DRUG COURTS PROGRAM		606.89	0.00
-----			
<b>24TH JUDICIAL DIST PROB</b>			
=====			
241 101-2000	CLAIM ON CASH-24 JUD DIST PROB	( 142.48)	
TOTAL 241-24TH JUDICIAL DIST. PROB		( 142.48)	0.00
-----			
<b>COUNTY SPECIALTY COURT</b>			
=====			
245 101-2000	CLAIM ON CASH-CNTY SPECIALTY	9,222.90	
TOTAL 245-COUNTY SPECIALTY COURT		9,222.90	0.00
-----			

CASH & INVESTMENTS BY FUND

AS OF: FEBRUARY 28TH, 2022 FEBRUARY 28TH, 2022

FUND	ACCT. NO.	ACCOUNT NAME	CASH	INVESTMENTS
<b>LOCAL TRUANCY PREVENTION</b>				
=====				
280	101-2000	CLAIM ON CASH-LOCAL TRUANCY	20,780.65	
TOTAL 280-LOCAL TRUANCY PREVENTIONS			20,780.65	0.00
<b>JUSTICE TECHNOLOGY FUND</b>				
=====				
281	101-2000	CLAIM ON CASH-JUSTICE TECH.	3,146.47	
TOTAL 281-JUSTICE TECHNOLOGY FD.			3,146.47	0.00
<b>FAMILY PROTECTION FEE FD</b>				
=====				
282	101-2000	CLAIM ON CASH-FAM PROTECT FEE	714.53	
TOTAL 282-FAMILY PROTECTION FEE FD			714.53	0.00
<b>CO/DIST TECHNOLOGY FD</b>				
=====				
283	101-2000	CLAIM ON CASH-CO/DIST TECHNOL	21,419.95	
TOTAL 283-CO/DIST TECHNOLOGY FD			21,419.95	0.00
<b>CHILD ABUSE PREVENTION</b>				
=====				
286	101-2000	CLAIM ON CASH-CHILD ABUSE PRV	129.44	
TOTAL 286-CHILD ABUSE PREVENTION			129.44	0.00
<b>CDA PROCESSING FEE FUND</b>				
=====				
300	101-2000	CLAIM ON CASH-CDA PROCESS FEE	2,852.74	
TOTAL 300-CDA PROCESSING FEE FUND			2,852.74	0.00
<b>BOND FORFEITURE COMM</b>				
=====				
301	101-2000	CLAIM ON CASH-BOND FORFEITURE	35,002.34	
TOTAL 301-BOND FORFEITURE COMM			35,002.34	0.00

CASH & INVESTMENTS BY FUND

AS OF: FEBRUARY 28TH, 2022 FEBRUARY 28TH, 2022

FUND	ACCT. NO.	ACCOUNT NAME	CASH	INVESTMENTS
CDA STATE JUDICIARY FUND				
=====				
302	101-2000	CLAIM ON CASH-CDA STATE JUD.	6,248.18	
TOTAL 302-CDA STATE JUDICIARY FUND			6,248.18	0.00
PRETRIAL INTERVENTION				
=====				
303	101-2000	CLAIM ON CASH-PRETRIAL INTERV	48,203.67	
TOTAL 303-PRETRIAL INTERVENTION			48,203.67	0.00
VICTORIA CNTY CARE COURT				
=====				
304	101-2000	CLAIM ON CASH-CARE COURT	1,500.00	
TOTAL 304-VICTORIA CNTY CARE COURT			1,500.00	0.00
CDA VICTIMS ASSISTANCE GR				
=====				
305	101-2000	CLAIM ON CASH-CDA VICTIMS ASST	( 20,938.02)	
TOTAL 305-CDA VICTIMS ASSIST GRANT			( 20,938.02)	0.00
VICTIM COORD/LIASON GNT				
=====				
306	101-2000	CLAIM ON CASH-SO VICT COORD	( 9,966.71)	
TOTAL 306-VICTIM COORD/LIASON GNT			( 9,966.71)	0.00
SCAAP PROGRAM				
=====				
307	101-2000	CLAIM ON CASH-SCAAP PROGRAM	2,815.00	
TOTAL 307-SCAAP PROGRAM			2,815.00	0.00
TEXAS VINE GRANT				
=====				
308	101-2000	CLAIM ON CASH-TX VINE GRANT	0.00	
TOTAL 308-TEXAS VINE GRANT			0.00	0.00

CASH & INVESTMENTS BY FUND

AS OF: FEBRUARY 28TH, 2022 FEBRUARY 28TH, 2022

FUND ACCT. NO.	ACCOUNT NAME	CASH	INVESTMENTS
<b>4/H ACTIVITY CENTER</b>			
=====			
310 101-2000	CLAIM ON CASH-4/H ACTIVITY CNT	6,015.38	
TOTAL 310-4/H ACTIVITY CENTER		6,015.38	0.00
<b>AIRPORT FUND</b>			
=====			
321 101-2000	CLAIM ON CASH-AIRPORT FUND	742,679.35	
321 101-3000	CASH IN BANK/AIRPORT DRAFTING	270,024.32	
321 151-1000	TREASURY BILLS		0.00
321 151-1001	TEXPOOL INVESTMENTS		0.00
321 151-1005	LOCAL GOVT. INVEST COOP		0.00
TOTAL 321-AIRPORT FUND		1,012,703.67	0.00
<b>AIRPORT GRANT FUND</b>			
=====			
322 101-2000	CLAIM ON CASH-AIRPORT GRANT	0.00	
TOTAL 322-AIRPORT GRANT FUND		0.00	0.00
<b>AIRPORT CAPITAL PROJECTS</b>			
=====			
323 101-2000	CLAIM ON CASH-AIRP CAPITAL PRO	238,870.06	
TOTAL 323-AIRPORT CAPITAL PROJECTS		238,870.06	0.00
<b>SPECIAL SERVICE FUND</b>			
=====			
330 101-2000	CLAIM ON CASH-SPECIAL SERVICE	820,431.97	
TOTAL 330-SPECIAL SERVICE FUND		820,431.97	0.00
<b>JAG-REG TASK FORCE APPREH</b>			
=====			
331 101-2000	CLAIM ON CASH-JAG REG TASK FOR	0.00	
TOTAL 331-JAG-REG TASK FORCE APPREH		0.00	0.00

CASH & INVESTMENTS BY FUND

AS OF: FEBRUARY 28TH, 2022 FEBRUARY 28TH, 2022

FUND ACCT. NO.	ACCOUNT NAME	CASH	INVESTMENTS
OOG FY 2020 CESF			
=====			
332 101-2000	CLAIM ON CASH-OOG FY2020 CESF	0.00	
TOTAL 332-OOG FY 2020 CESF		0.00	0.00
BJA FY 2020 CESF			
=====			
333 101-2000	CLAIM ON CASH-BJA FY 2020 CESF	( 5,527.89)	
TOTAL 333-BJA FY 2020 CESF		( 5,527.89)	0.00
SWB RURAL LAW ENFORCEMENT			
=====			
334 101-2000	CLAIM ON CASH-SWB RURAL LAW EN	0.00	
TOTAL 334-SWB RURAL LAW ENFORCEMENT		0.00	0.00
OPERATION LONE STAR GRANT			
=====			
335 101-2000	CLAIM ON CASH-OPERATION LONE S	0.00	
TOTAL 335-OPERATION LONE STAR GRANT		0.00	0.00
STONEGARDEN GRANT			
=====			
336 101-2000	CLAIM ON CASH-STONEGARDEN GNT	( 14,664.34)	
TOTAL 336-STONEGARDEN 2010SST0-0008		( 14,664.34)	0.00
JAG-LESS LETHAL FORCE			
=====			
337 101-2000	CLAIM ON CASH-JAG LESS LETHAL	0.00	
TOTAL 337-JAG-LESS LETHAL FORCE		0.00	0.00
CLICK IT OR TICKET			
=====			
338 101-2000	CLAIM ON CASH-GCRPC 9-1-1	20,909.56	
TOTAL 338-GCRPC - 9-1-1 ALLOCATION		20,909.56	0.00

CASH & INVESTMENTS BY FUND

AS OF: FEBRUARY 28TH, 2022 FEBRUARY 28TH, 2022

FUND ACCT. NO.	ACCOUNT NAME	CASH	INVESTMENTS
<b>BYRNE JAG PROGRAM</b>			
=====			
339 101-2000	CLAIM ON CASH-BYRNE JAG PROG	0.00	
		-----	-----
TOTAL 339-BYRNE JAG PROGRAM		0.00	0.00
		-----	-----
<b>HIGH INTENSITY DRUG TRAF</b>			
=====			
340 101-2000	CLAIM ON CASH-HIGH INTENSITY	( 35,123.44)	
		-----	-----
TOTAL 340-HIGH INTENSITY DRUG TRAFF		( 35,123.44)	0.00
		-----	-----
<b>GCRPC SOLID WASTE GRANT</b>			
=====			
341 101-2000	CLAIM ON CASH-GCRPC SOLID WAST	0.00	
		-----	-----
TOTAL 341-GCRPC SOLID WASTE GRNT		0.00	0.00
		-----	-----
<b>RIFLE REST BODY ARM GNT</b>			
=====			
343 101-2000	CLAIM ON CASH-RIFLE RESIT BODY	0.00	
		-----	-----
TOTAL 343-RIFLE RESIT BODY ARMOR GN		0.00	0.00
		-----	-----
<b>FIREFIGHTERS GRANT</b>			
=====			
344 101-2000	CLAIM ON CASH-FIREFIGHTERS GNT	3,400.00	
		-----	-----
TOTAL 344-FIREFIGHTERS GRANT		3,400.00	0.00
		-----	-----
<b>FERAL HOG GRANT</b>			
=====			
345 101-2000	CLAIM ON CASH-FERAL HOG GRANT	( 3,343.84)	
		-----	-----
TOTAL 345-FERAL HOG GRANT		( 3,343.84)	0.00
		-----	-----
<b>TXCDBG WCID1 BLOOMINGTON</b>			
=====			
346 101-2000	CLAIM ON CASH-WCID1 BLOOMING	0.00	
		-----	-----
TOTAL 346-TXCDBG GNT-WCID1 BLOOM.		0.00	0.00
		-----	-----

CASH & INVESTMENTS BY FUND

AS OF: FEBRUARY 28TH, 2022 FEBRUARY 28TH, 2022

FUND ACCT. NO.	ACCOUNT NAME	CASH	INVESTMENTS
TXCDBG WCID2 PLACEDO =====			
347 101-2000	CLAIM ON CASH-WCID2 PLACEDO	11,603.86	
TOTAL 347-TXCDGB GNT- WCID2 PLACEDO		11,603.86	0.00
CDBG HURRICANE HARVEY DR =====			
348 101-2000	CLAIM ON CASH-CDBG HUR HARVEY	( 851,747.45)	
TOTAL 348-CDBG HURRICANE HARVEY DR		( 851,747.45)	0.00
STATE FEE ACCOUNT =====			
350 101-2000	CLAIM ON CASH-STATE FEE FD	102,563.40	
TOTAL 350-STATE FEE ACCOUNT		102,563.40	0.00
PESC MENTAL HEALTH DEPUTY =====			
355 101-2000	CLAIM ON CASH-PESC MENTAL HLTH	( 1,105.25)	
TOTAL 355-PESC MENTAL HEALTH DEPUTY		( 1,105.25)	0.00
MENTAL HLTH PEACE OFF FD =====			
356 101-2000	CLAIM ON CASH-MENTAL SO/GB	( 56,082.83)	
TOTAL 356-MENTAL HEALTH PEACE OFF		( 56,082.83)	0.00
BISD SCHOOL RESOURCE OFF =====			
358 101-2000	CLAIM ON CASH-BISD SCHL RESOUR	( 17,911.00)	
TOTAL 358-BISD SCHOOL RESOURCE OFF		( 17,911.00)	0.00
SHERIFF'S FORFEITURE FD =====			
360 101-2000	CLAIM ON CASH-SHERIFF FORFEIT	640,754.30	
360 151-1001	TEXPOOL INVESTMENTS		0.00
360 151-1005	LOCAL GOVT. INVEST. COOP.		0.00
TOTAL 360-SHERIFF'S FORFEITURE FUND		640,754.30	0.00

CASH & INVESTMENTS BY FUND

AS OF: FEBRUARY 28TH, 2022 FEBRUARY 28TH, 2022

FUND	ACCT. NO.	ACCOUNT NAME	CASH	INVESTMENTS
SHERIFF'S DONATION FUND				
=====				
361	101-2000	CLAIM ON CASH-SHERIFF DONATION	261.25	
TOTAL 361-SHERIFF'S DONATION FUND			261.25	0.00
SHER DOJ FEDERAL FORFEIT				
=====				
362	101-2000	CLAIM ON CASH-SO DOJ FED FORFE	120,887.70	
TOTAL 362-SHERIFF DOJ FED. FORFEIT.			120,887.70	0.00
CDA CONTRABAND FORFEITURE				
=====				
370	101-2000	CLAIM ON CASH-CDA CONTRA FORF	926,952.06	
370	151-1005	LOCAL GOVT. INVEST. COOP.		0.00
TOTAL 370-CDA CONTRABAND FORFEITURE			926,952.06	0.00
CDA DOJ EQUITABLE SHARE				
=====				
371	101-2000	CLAIM ON CASH-CDA DOJ EQUIT	1,105.92	
TOTAL 371-CDA DOJ EQUITABLE SHARE			1,105.92	0.00
SHERIFF DOT FEDERAL FORF				
=====				
372	101-2000	CLAIM ON CASH-SO DOT FED FORF.	271,758.21	
TOTAL 372-SHERIFF DOT FEDERAL FORF			271,758.21	0.00
SHERIFF COMMISSARY FUND				
=====				
380	101-2000	CLAIM ON CASH-SHER. COMMISSARY	478,226.69	
TOTAL 380-SHERIFF COMMISSARY FUND			478,226.69	0.00
JUVENILE COMMISSARY FUND				
=====				
390	101-2000	CLAIM ON CASH-JUV COMMISSARY	7,773.23	
TOTAL 390-JUVENILE COMMISSARY FUND			7,773.23	0.00



CASH & INVESTMENTS BY FUND

AS OF: FEBRUARY 28TH, 2022 FEBRUARY 28TH, 2022

FUND ACCT. NO.	ACCOUNT NAME	CASH	INVESTMENTS
<b>NATIONAL SCHOOL LUNCH PRG</b>			
=====			
392 101-2000	CLAIM ON CASH-NSLP	( 9,831.69)	
TOTAL 392-NATIONAL SCHOOL LUNCH PRG		( 9,831.69)	0.00
-----			
<b>VISD SRO REIMBURSEMENT</b>			
=====			
395 101-2000	CLAIM ON CASH-VISD SRO REIMB	( 118,485.35)	
TOTAL 395-VISD SRO REIMBURSEMENT		( 118,485.35)	0.00
-----			
<b>HEALTH INSURANCE FUND</b>			
=====			
410 101-2000	CLAIM ON CASH-HEALTH INSUR	( 500,576.18)	
410 101-3000	CASH IN BANK/BOON CHAPMAN	158.22	
TOTAL 410-HEALTH INSURANCE FUND		( 500,417.96)	0.00
-----			
<b>EMPLOYEE BENEFIT FUND</b>			
=====			
420 101-2000	CLAIM ON CASH-EMPLOYEE BENEF	4,389.01	
TOTAL 420-EMPLOYEE BENEFIT FUND		4,389.01	0.00
-----			
<b>ELECTIONS ADM SPECIAL</b>			
=====			
450 101-2000	CLAIM ON CASH-ELECT ADM SPEC	88,138.72	
TOTAL 450-ELECTIONS ADM SPECIAL		88,138.72	0.00
-----			
<b>HAVA ELCTN SECURITY GRANT</b>			
=====			
454 101-2000	CLAIM ON CASH-HAVA ELECTN SECU	10,147.21	
TOTAL 454-HAVA ELECTN SECURITY GRNT		10,147.21	0.00
-----			
<b>HELP AMERICA VOTE GRANT</b>			
=====			
455 101-2000	CLAIM ON CASH-HELP AMER VOTE	0.00	
TOTAL 455-HELP AMERICA VOTE GRANT		0.00	0.00
-----			

CASH & INVESTMENTS BY FUND

AS OF: FEBRUARY 28TH, 2022 FEBRUARY 28TH, 2022

FUND	ACCT. NO.	ACCOUNT NAME	CASH	INVESTMENTS
CTCL GRANT				
=====				
456	101-2000	CLAIM ON CASH-CTCL GRANT	0.00	
TOTAL 456-CTCL GRANT			0.00	0.00
ELECTIONS CHAPTER 19				
=====				
457	101-2000	CLAIM ON CASH-ELECT CHAPT 19	( 334.28)	
TOTAL 457-ELECTIONS CHAPTER 19 FD			( 334.28)	0.00
TAX ASSESSOR SPECIAL				
=====				
499	101-3000	SPECIAL INVENTORY ACCT.	115,917.44	
TOTAL 499-TAX ASSESSOR SPECIAL			115,917.44	0.00
HISTORICAL COMMISSION				
=====				
500	101-2000	CLAIM ON CASH-HISTORICAL COMM	18,708.61	
TOTAL 500-HISTORICAL COMMISSION			18,708.61	0.00
TX HIST COMM CLG GRANT				
=====				
505	101-2000	CLAIM ON CASH-TX HIST COMM CL	0.00	
TOTAL 505-TX HIST COMM CLG GRANT			0.00	0.00
CHILD WELFARE BOARD				
=====				
515	101-2000	CLAIM ON CASH-CHILD WELFARE BD	16,697.87	
TOTAL 515-CHILD WELFARE BOARD			16,697.87	0.00
REBUILD TEXAS FUND				
=====				
550	101-2000	CLAIM ON CASH-REBUILD TX FUND	0.00	
TOTAL 550-REBUILD TEXAS FUND			0.00	0.00

CASH & INVESTMENTS BY FUND

AS OF: FEBRUARY 28TH, 2022 FEBRUARY 28TH, 2022

FUND ACCT. NO.	ACCOUNT NAME	CASH	INVESTMENTS
<b>DEBT SERVICE</b>			
=====			
700 101-2000	CLAIM ON CASH-DEBT SERVICE	946,209.75	
		-----	-----
	TOTAL 700-DEBT SERVICE	946,209.75	0.00
		-----	-----
<b>LAW LIBRARY FUND</b>			
=====			
720 101-2000	CLAIM ON CASH-LAW LIBRARY FD	36,425.04	
		-----	-----
	TOTAL 720-LAW LIBRARY FUND	36,425.04	0.00
		-----	-----
<b>CONSTRUCTION RETAINAGE</b>			
=====			
771 101-2000	CLAIM ON CASH-CONSTRN RETAIN	103,440.50	
		-----	-----
	TOTAL 771-CONSTRUCTION RETAINAGE	103,440.50	0.00
		-----	-----
<b>VICTORIA HEALTH DEPT</b>			
=====			
800 101-2000	CLAIM ON CASH-HEALTH DEPT	( 886,579.18)	
800 101-3000	CASH IN BANK/HLTH 340B DRAFT.	599,993.80	
		-----	-----
	TOTAL 800-VICTORIA HEALTH DEPT.	( 286,585.38)	0.00
		-----	-----
<b>TX A&amp;M UNIV HLTH SCIENCE</b>			
=====			
801 101-2000	CLAIM ON CASH-TX A&M HLTH SCI	5,628.25	
		-----	-----
	TOTAL 801-TX A&M UNIV HLTH SCIENCE	5,628.25	0.00
		-----	-----
<b>MEDICAID ADM CLAIM FD</b>			
=====			
802 101-2000	CLAIM ON CASH-MEDICAID ADM CLM	62,126.79	
		-----	-----
	TOTAL 802-MEDICAID ADM CLAIMS FD	62,126.79	0.00
		-----	-----
<b>TEXAS HOME VISITING GNT</b>			
=====			
803 101-2000	CLAIM ON CASH-TX HOME VISITING	( 175,540.11)	
		-----	-----
	TOTAL 803-TEXAS HOME VISITING GRANT	( 175,540.11)	0.00
		-----	-----

CASH & INVESTMENTS BY FUND

AS OF: FEBRUARY 28TH, 2022 FEBRUARY 28TH, 2022

FUND	ACCT. NO.	ACCOUNT NAME	CASH	INVESTMENTS
<b>HOGG FOUNDATION GRANT</b>				
=====				
804	101-2000	CLAIM ON CASH-HOGG FOUNDAT.	125,787.78	
TOTAL 804-HOGG FOUNDATION GNT			125,787.78	0.00
<b>HURRICANE PUBLIC HLTH GNT</b>				
=====				
805	101-2000	CLAIM ON CASH-HURRICANE PUBLIC	( 14,243.37)	
TOTAL 805-HURRICANE PUBLIC HLTH GNT			( 14,243.37)	0.00
<b>AMERICARES</b>				
=====				
806	101-2000	CLAIM ON CASH-AMERICARES	0.00	
TOTAL 806-AMERICARES			0.00	0.00
<b>VICTORIA WIC PROGRAM</b>				
=====				
810	101-2000	CLAIM ON CASH-WIC PROGRAM	( 96,086.01)	
TOTAL 810-VICTORIA WIC PROGRAM			( 96,086.01)	0.00
<b>NAVARRO PROJECT FUND</b>				
=====				
845	101-2000	CLAIM ON CASH-NAVARRO LEASE	0.00	
845	101-3000	CASH/BK NY/INTEREST	0.00	
845	101-3001	CASH/BK NY/PRINCIPAL	0.00	
845	101-3002	CASH/BK NY/PROJECT	0.00	
845	101-3003	CASH/BK NY/RESERVE (2017)	0.00	
845	151-1001	MONEY MARKET MUTUAL FDS		0.00
845	151-1002	GOVERNMENT SECURITIES		0.00
845	151-1006	INVESTORS CASH TRUST		0.00
TOTAL 845-NAVARRO PROJECT FUND			0.00	0.00
<b>FLEXIBLE BENEFITS PLAN</b>				
=====				
870	101-2000	CASH-FLEX BEN-DENTAL, LIFE, VSN	23,950.13	
870	101-3000	CASH IN BANK/PROSPERITY BANK	102,279.38	
TOTAL 870-FLEXIBLE BENEFITS PLAN			126,229.51	0.00

CASH & INVESTMENTS BY FUND

AS OF: FEBRUARY 28TH, 2022 FEBRUARY 28TH, 2022

FUND	ACCT. NO.	ACCOUNT NAME	CASH	INVESTMENTS
LEOSE FUND				
=====				
880	101-2000	CLAIM ON CASH-LEOSE FUND	56,600.32	
TOTAL 880-LEOSE FUND			56,600.32	0.00
TOTAL CASH AND INVESTMENTS			89,479,837.59	10,106,070.60

\*\*\* END OF REPORT \*\*\*

Pooled Cash	(44,074,869.14)	10,106,070.60
	<u>45,404,968.45</u>	<u>10,106,070.60</u>

CASH & INVESTMENTS BY FUND

AS OF: FEBRUARY 28TH, 2022

FUND	ACCT. NO.	ACCOUNT NAME	CASH	INVESTMENTS
VICTORIA COUNTY HOSPITAL				
=====				
820	101-1000	HOSPITAL FUND	36,335,196.98	
820	101-2004	CMC 125 PLAN	194,648.83	
820	101-2010	CMC BONDS 2019	2,505,297.66	
820	101-3000	CMC ACCTS PAYABLE	( 546.17)	
820	101-4000	CMC PAYROLL	99.23	
820	101-4100	CMC MEDICAL PROFESS #214125768	100.00	
820	101-4105	CMC MEDICAL PROFESS #217301213	19,851,908.63	
820	101-4200	CMC WEIGHT MANAGEMENT CNTR	553,574.60	
820	101-4300	CMC HOME HEALTH AGENCY	5,677,993.94	
820	101-5001	ARBORETUM NURSE /REHAB/WINNIE	0.00	
820	101-5002	MATAGORDA NURSING & REHAB	64,932.73	
820	101-5003	TWIN PINES NURSING & REHAB	108,565.02	
820	101-5004	SHADY OAKS NURSING & REHAB	114,472.86	
820	101-5005	AMISTAD NURSING & REHAB	0.00	
820	101-5006	GANADO NURSING & REHAB	41,722.99	
820	101-5007	CUERO NURSING & REHAB	1,803.60	
820	101-5008	STEVENS NURSE & REHAB/HALLETTS	0.00	
820	101-5009	PORT LAVACA NURSING & REHAB	1,409.00	
820	101-5010	SOUTHBROOKE NURSING & REHAB	0.00	
820	101-5011	WHARTON NURSING & REHAB	11,085.67	
820	101-5012	YOAKUM NURSING & REHAB	0.00	
820	101-5100	CUERO NURSING & REHAB-HUD	151,187.00	
820	101-5105	STEVENS NURSE & REHAB-HUD	174,862.63	
820	101-5110	PORT LAVACA NURSE & REHAB-HUD	165,142.81	
820	101-5115	SOUTHBROOKE NURSE&REHAB-HUD	134,308.56	
820	101-5120	WHARTON NURSING& REHAB-HUD	155,606.28	
820	101-5125	YOAKUM NURSING & REHAB-HUD	0.00	
820	101-5130	MATAGORDA NURSING & REHAB-HUD	7,301.56	
820	101-5135	TWIN PINES NURSING & REHAB-HUD	3,151.16	
820	101-5140	GANADO NURSING & REHAB-HUD	547.11	
820	151-1004	CERTIFICATES OF DEPOSIT		0.00
820	151-1005	LOCAL GOVT. INVEST. COOP.		0.00
TOTAL 820-VICTORIA COUNTY HOSPITAL			66,254,372.68	0.00
TOTAL CASH AND INVESTMENTS			66,254,372.68	0.00
			=====	=====

\*\*\* END OF REPORT \*\*\*

## CD INVESTMENTS GENERAL FUND

PERIOD ENDING 2/28/2022

ISSUER	CUSIP	BROKER	TERM	% EARN	BOOK VALUE	SETTLE	MATURE	MKT PRICE	MARKET VALUE
MORGAN STANLY PRIVATE BANK NATIONAL ASSN	61760AWX3	MBS	36	2.75%	\$ 245,000.00	3/7/2019	3/7/2022	100.050	\$ 245,122.50
MEDALLION BANK SALT LAKE CITY UT	58404DDP3	MBS	36	2.70%	\$ 245,000.00	3/22/2019	3/22/2022	100.153	\$ 245,374.85
SIGNATURE BANK ARKANSAS FAYETTEVILLE	82669LJC8	MBS	36	2.50%	\$ 245,000.00	5/17/2019	5/17/2022	100.478	\$ 246,171.10
BANK OF NEW ENGLAND SALEM NH	06426KBB3	MBS	36	2.45%	\$ 245,000.00	5/23/2019	5/23/2022	100.514	\$ 246,259.30
TIAA FSB JACKSONVILLE FL	87270LCE1	MBS	36	2.50%	\$ 245,000.00	5/17/2019	5/17/2022	100.495	\$ 246,212.75
CAPITAL ONE BANK USA NATL ASSN GLEN ALLEN CA	14042TAN7	MBS	35	2.45%	\$ 200,000.00	6/10/2019	5/23/2022	100.520	\$ 201,040.00
LUANA SAVINGS BANK IOWA	549104GV3	MBS	36	2.20%	\$ 245,000.00	6/21/2019	6/21/2022	100.601	\$ 246,472.45
BALBOA THRIFT & LOAN ASSN CHULA VISTA CA	05765LAX5	MBS	36	2.00%	\$ 245,000.00	7/19/2019	7/18/2022	100.636	\$ 246,558.20
1ST SOURCE BANK SOUTH BEND IN	33646CLH5	MBS	35	2.00%	\$ 245,000.00	7/11/2019	6/13/2022	100.506	\$ 246,239.70
HANMI BANK LOS ANGELES CA	410493ELO	MBS	36	2.00%	\$ 245,000.00	7/19/2019	7/19/2022	100.636	\$ 246,558.20
FIRST NATL BANK PARAGOULD ARK	32114LBN8	MBS	36	2.00%	\$ 245,000.00	7/26/2019	7/26/2022	100.661	\$ 246,619.45
CIT BANK NAT ASSN PASADENA CA	12556LBB1	MBS	36	1.95%	\$ 245,000.00	8/23/2019	8/23/2022	100.737	\$ 246,805.65
RAYMOND JAMES BANK NATL ASSN	75472RAC5	MBS	36	1.90%	\$ 245,000.00	9/6/2019	8/23/2022	100.712	\$ 246,744.40
STERLING BANK POPLAR BLUFF MO	85916VDL6	MBS	37	1.75%	\$ 245,000.00	9/6/2019	10/6/2022	100.738	\$ 246,808.10
MAPLE BANK CHAMPLIN MN	565109BP9	MBS	30	1.70%	\$ 245,000.00	10/23/2019	4/11/2022	100.171	\$ 245,418.95
ENCORE BANK LITTLE ROCK AR	29260MAP0	MBS	30	1.70%	\$ 245,000.00	1/29/2020	4/25/2022	100.229	\$ 245,561.05
WELLS FARGO NATL BANK WEST LAS VEGAS NV	949495AT2	MBS	36	1.90%	\$ 245,000.00	1/30/2020	1/30/2023	100.984	\$ 247,410.80
EAGLE BANK BETHESDA MD	27002YEU6	MBS	30	1.60%	\$ 245,000.00	2/7/2020	8/12/2022	100.534	\$ 246,308.30
ALMA BANK ASTORIA NY	020080BR7	MBS	36	1.60%	\$ 245,000.00	1/30/2020	2/7/2023	100.696	\$ 246,705.20
MORGAN STANLY PRIVATE BANK	61760A6Q7	MBS	36	1.85%	\$ 245,000.00	3/6/2020	1/30/2023	100.939	\$ 247,300.55
LIVE OAK BANKING CO	538036JZ8	MBS	36	1.55%	\$ 245,000.00	3/26/2020	3/6/2023	100.622	\$ 246,523.90
AXOS BANK	05465DAG3	MBS	36	1.60%	\$ 245,000.00	5/14/2021	3/27/2023	100.672	\$ 246,646.40
GREENSTATE CREDIT UNION	39573LBF4	MBS	36	0.045%	\$ 249,000.00	6/3/2021	5/14/2024	97.505	\$ 242,787.45
NEW YORK COMMUNITY BANK	649447UP2	MBS	36	0.350%	\$ 249,000.00	6/3/2021	6/3/2024	97.198	\$ 242,023.02
BANKUNITED NA	066519RV3	MBS	36	0.950%	\$ 249,000.00	12/8/2021	12/9/2024	97.853	\$ 243,653.97
CAPITAL ONE NA	14042RQL8	MBS	36	0.800%	\$ 249,000.00	12/8/2021	12/9/2024	97.446	\$ 242,640.54
FIRST NATIONAL BANK OF AMERICA	32110YVB8	MBS	36	0.900%	\$ 249,000.00	12/30/2021	12/30/2024	97.633	\$ 243,106.17
AMERICAN FRIST CU	02616AAP4	MBS	36	1.000%	\$ 249,000.00	12/30/2021	12/30/2024	97.908	\$ 243,790.92
TEXAS EXCHANGE BANK	88241TNG1	MBS	36	1.350%	\$ 249,000.00	2/4/2022	2/4/2025	98.766	\$ 245,927.34
BEAL BANK	07371AWRO	MBS	36	1.250%	\$ 249,000.00	2/9/2022	2/5/2025	98.471	\$ 245,192.79
AMERANT BANK NA	02357QAR8	MBS	36	1.650%	\$ 249,000.00	2/28/2022	2/28/2025	99.563	\$ 247,911.87
AMERICAN EXPRESS NATL BANK	02589ABM3	MBS	36	1.800%	\$ 247,000.00	3/3/2022	3/3/2025	0.000	\$ 247,000.00
				1.71%	7,833,000.00			100.087923	\$ 7,818,895.87

INTEREST EARNED STATEMENT  
FEBRUARY 2022

FUND	FUND NAME	2019	2020	2021	2022 YR TO DATE	CURRENT MONTH
100	GENERAL FUND	587,193.96	394,512.17	213,100.70	25,578.02	21,120.92
200	ROAD & BRIDGE FUND	107,701.21	29,957.88	6,641.81	2,721.93	1,499.01
700	DEBT SERVICE	16,599.52	5,297.82	1,339.85	667.68	327.60
770	CAPITAL PROJECTS	0.00	0.00	0.00	0.00	0.00
	<b>Sub-Total Budgeted Funds</b>	<b>711,494.69</b>	<b>429,767.87</b>	<b>221,082.36</b>	<b>28,967.63</b>	<b>22,947.53</b>
119	CLERK'S ARCHIVE	4809.15	1,339.90	605.35	186.31	89.28
150	TAX SALES	552.17	188.95	124.87	35.10	18.11
190	AMERICAN RESCUE PLAN	0.00	0.00	13881.20	4,096.40	1,942.93
231	JUVENILE PROBATION	0.00	26.58	49.22	0.00	0.00
240	DRUG COURTS PROGRAM	364.14	90.63	1.40	0.26	0.14
300	CDA PROCESSING FEE	113.51	56.08	14.61	1.26	0.63
310	4-H ACTIVITY CENTER	162.21	41.40	11.65	2.99	1.41
320	AIRPORT DRAFTING	351.11	2,580.64	1167.37	449.46	243.89
321	AIRPORT	4517.73	0.00	0.00	0.00	0.00
330	SPECIAL SERVICE	9179.04	2,006.11	1319.83	398.99	190.61
338	GCRP 911	275.60	459.94	136.95	10.32	4.86
360	SHERIFF'S FORFEITURE	9444.59	2,569.35	1080.27	319.49	151.02
361	SHERIFF'S DONATION	6.08	1.50	0.45	0.13	0.06
362	SHERIFF'S DOJ	6544.45	1,712.99	249.02	59.19	28.09
370	CDA CONTRABAND FORFEIT.	14327.42	4,629.56	1618.38	456.06	216.08
371	CDA DOJ EQUITABLE SHARE	23.69	6.32	1.94	0.54	0.26
372	SHERIFF DOT FED FORFEIT	2241.60	1,556.92	473.78	133.04	63.14
380	SHERIFF COMMISSARY	5771.00	1,516.82	745.34	232.59	112.25
390	JUVENILE COMMISSARY	155.19	42.12	13.26	3.76	1.79
410	HEALTH INSURANCE	2826.58	520.89	568.44	158.22	48.46
450	ELECTION ADMINISTRATOR	603.90	112.79	61.77	41.78	20.94
454	HAVA SECURITY GRANT	0.00	8.79	30.10	4.97	2.36
455	HELP AMERICA VOTE GRANT	0.00	23.10	0.38	0.00	0.00
499	TAX ASSESSOR SPECIAL	12336.30	2,132.62	1260.92	245.39	15.18
500	HISTORICAL COMMISSION	465.73	115.82	34.02	9.42	4.49
771	LONG TERM RENO RETAIN	0.00	47.36	9.34	14.00	5.01
800	HEALTH DEPT DRAFTING	344.06	134.86	715.64	260.26	127.26
870	FLEXIBLE BENEFIT PLAN	1462.81	452.24	173.12	55.22	25.14
820	HOSPITAL	660159.66	218,255.08	82631.45	19,897.40	9,165.51
820	CMC 125 PLAN	3574.47	919.23	313.85	97.49	45.72
830	CMC ACCOUNTS PAYABLE	21179.25	6,180.52	2,125.49	657.65	302.83
840	CMC PAYROLL	8995.36	2,510.40	663.68	125.03	99.23
820	CMC MEDICAL PROFESSIONAL	150498.80	28,373.70	24,229.22	9,219.57	4,474.21
820	CMC HOME HEALTH	45408.24	17,674.68	8,558.03	2,706.66	1,295.80
820	CMC WEIGHT MGMT	9384.11	2,669.80	917.83	268.24	127.36
820	CMC NURSING HOMES	31354.07	8,031.76	1,875.77	538.22	278.78
950	NAVIGATION DISTRICT	145379.51	43,977.79	9,119.29	2,773.74	1,423.99
950	NAVIG CONSTRUCTION 2012A	0.23	0.00	0.00	0.00	0.00
950	NAVIG. CONSTRUCTION 2015	78476.12	6,262.51	1,331.82	235.69	119.34
950	NAVIG 2012A/B INT& SINKING	9613.21	3,205.40	584.43	271.78	139.77
950	NAVIG. INTEREST & SINKING	2.84	0.00	0.00	0.00	0.00
	<b>TOTAL</b>	<b>1,952,398.62</b>	<b>790,203.02</b>	<b>377,781.84</b>	<b>72,934.25</b>	<b>43,733.46</b>



OFFICIAL'S MONTHLY REPORT SUMMARY

OFFICIAL'S TITLE **Sheriff**

MONTH OF February 2022


- (1) I certify that the following data for the above month are true and correct:  
That I have paid over to the County Treasurer a total of \$ 257,720.80 .\*
- (2) That I have paid over to the County Treasurer all monies which rightfully and lawfully should have been paid over to him.
- (3) That I am not now in any way indebted to the State of Texas or the County of Victoria.
- (4) That I am entitled to my full monthly salary as previously fixed by the Court.
- (5) That all deputies, clerks, and other County employees under my supervision are entitled to their full monthly salaries as previously set out in Court minutes, with the following exceptions:

\_\_\_\_\_  
\_\_\_\_\_  
\_\_\_\_\_

Signed \_\_\_\_\_

Title Sheriff, Victoria County \_\_\_\_\_

Sworn and subscribed before me, this the 23 day of March 2022.



Katelynn Bell  
Notary Public in and for Victoria County, TX

\*Categorical breakdown of amount turned over:

<u>Description</u>	<u>Amount</u>
Fees of Office	\$1,513.06
Cash Bond on Warrants	\$12,500.00
Writs of Execution/Tax Sale	\$5,320.00
Inmate Housing	\$57,860.00
Inmate Transportation/Extradition	\$3,277.88
SSA Incentive	\$2,000.00
Unspent Travel Advances	\$1,995.18
Miscellaneous Deposits	\$455.00
VCLG (Fund 306) Reimbursement	\$4,949.00
OPSG (Fund 336) Reimbursement	\$65,272.26
HIDTA (Fund 340) Reimbursement	\$4,700.00
GBMHPO (Fund 356) Reimbursement	\$54,229.59
LEOSE Allocation (Fund 880)	\$6,135.72
Commissary Commissions	\$9,964.59
Phone Commissions	\$27,548.52
<b>TOTAL</b>	<b>\$257,720.80</b>

## 2022 CASH COLLECTION REPORT

GL Code	Account Name	Jan-22	Feb-22	Mar-22	Apr-22	May-22	Jun-22	Jul-22	Aug-22	Sep-22	Oct-22	Nov-22	Dec-22	TOTAL
100-341-2000	Impound & Notification Fees	0	-											-
100-341-2000	Municipal Court Collection Fees	-	-											-
100-341-2000	Records Request Fees	6.00	54.00											60.00
100-341-2000	Civil Fees	2,746.51	1,459.06											4,205.57
150-208-2000	Refunds/Overpayments	220.00	12,500.00											12,720.00
150-208-4000	Writs of Execution/Tax Sale	-	5,320.00											5,320.00
100-341-2001	Prisoner Maintenance Fees	-	-											-
100-341-2015	Estray Fees	1,254.83	-											1,254.83
100-346-6010	Inmate Housing	4,400.00	57,860.00											62,260.00
100-346-6012	USMS Inmate Transportation	-	411.88											411.88
100-346-6012	US Marshal Medical Guard	-	-											-
100-346-6013	Inmate Extradition Reimb. / TDCJ Transport	-	2,866.00											2,866.00
100-346-6015	Inmate Medical Reimb.	-	-											-
100-346-6310	Abandoned Vehicle Sales	-	-											-
100/307/360/380	Other Vehicle Auction Sales	-	-											-
100-361-1065	Restitution	81.71	20.00											101.71
100-361-5000	Recycling	-	-											-
100-361-6050	SSA Incentive	-	2,000.00											2,000.00
100-562-3011	Bulletproof Vest Reimbursement	-	-											-
100-Varies	Auto Insurance Reimb	-	-											-
100-562-3005	Unspent Travel Advance	-	1,995.18											1,995.18
100-562-3030	SANE Reimb.	-	\$0.00											-
100-563-1131	US Marshal OT Reimbursement	-	-											-
100-Varies	HSI-ICE Reimbursement	-	-											-
100-Varies	Miscellaneous Deposits	588.31	435.00											1,023.31
306-333-1000	VLG Reimbursements	4,574.00	4,949.00											9,523.00
307-331-1000	SCAAP Grant	-	-											-
336-331-1012	Operation Stonegarden	-	65,272.26											65,272.26
338-333-2019	GCRPC 911 Allocation	-	-											-
339-339-2005	Byrne JAG Program	-	-											-
340-331-2014	HIDTA Grant Reimbursements	14,247.54	4,700.00											18,947.54
343-333-2018	Rifle Resistant Body Armor	-	-											-
355-343-2020	PESC Grant	-	791.27											791.27
356-343-1008	Gulf Bend MHPO Reimbursement	-	53,438.32											53,438.32
358-343-1008	BISD SRO Reimbursements	6,117.46	-											6,117.46
361-361-1009	Donations	-	-											-
372-368-2000	Federal Forfeiture Funds	-	-											-
380-361-3030	Inmate Property Damage	-	-											-
380-362-2000	Commissary Commissions	10,269.90	9,964.59											20,234.49
380-362-2000	Pre-Paid Phone Commissions	23,773.32	27,548.52											51,321.84
395-343-1006	VISD SRO Reimbursements	63,564.76	-											63,564.76
880-339-4005	LEOSE Allocation	-	6,135.72											6,135.72
	<b>TOTAL</b>	131,844.34	257,720.80											

Grand Total    389,565.14

OPERATOR: ALL  
TERMINAL: ALL  
SUMMARY CODE: ALL  
DEPARTMENT: ALL

DETAIL REPORT

DATES: 2/01/2022 THRU  
RECEIPTS: 0 THRU  
TRAN: 560.0000 THRU 56  
AMOUNT: 0.00 THR

\*\*\* Detailed tendered amount will not be reported when selection criteria can result in partial receipts.

REC#	DATE	TIME	OPER	BATCH	T#	TRAN	SYS	APPLIED	TENDERED	MT	REF	VOID	NOTE
00131949	2/02/2022	9:48	778	14076	001	560.0000	GLB	5,420.00CR					SO FEES,WRITS EXEC/TAS
00132010	2/04/2022	14:42	778	14085	001	560.0000	GLB	1,596.00CR					SO TDCJ TRANS1/3/22 FOR
00132011	2/04/2022	14:44	778	14085	001	560.0000	GLB	800.00CR					SO SSA INCENTIVE PAY FO
00132012	2/04/2022	14:47	778	14085	001	560.0000	GLB	26,840.00CR					SO USMS HOUSING FORCE P
00132013	2/04/2022	14:49	778	14085	001	560.0000	GLB	112.26CR					SO USMS TRANS FORCE POS
00132014	2/04/2022	14:52	778	14085	001	560.0000	GLB	2,145.00CR					SO COV HOUSING FORCE PO
00132050	2/08/2022	7:37	757	14087	002	560.0000	GLB	50.00CR					SO J RIEHS ATTY ID CARD
00132051	2/08/2022	7:39	757	14087	002	560.0000	GLB	100.00CR					SO R&S RLOTEMAN ATTY ID
00132052	2/08/2022	7:41	757	14087	002	560.0000	GLB	50.00CR					SO K CULLEN ATTY ID CAR
00132053	2/08/2022	7:43	757	14087	002	560.0000	GLB	50.00CR					SO B HOLM ATTY ID CARD
00132054	2/08/2022	7:46	757	14087	002	560.0000	GLB	50.00CR					SO B GRAY ATTY ID CARD
00132055	2/08/2022	7:48	757	14087	002	560.0000	GLB	39.60CR					SO L PATTON GANG CONF 1
						0.0000							
00132056	2/08/2022	7:51	757	14087	002	560.0000	GLB	9,964.59CR					SO 12/2021 COMMISSARY C
00132057	2/08/2022	7:53	757	14087	002	560.0000	GLB	8,111.28CR					SO 12/21 PREPAID CO COM
00132058	2/08/2022	7:55	757	14087	002	560.0000	GLB	19,437.24CR					SO 12/21 CSG PIN DEBIT
00132083	2/08/2022	15:41	757	14090	002	560.0000	GLB	85.00CR					SO T HELLER DEPUTY BADG
00132133	2/11/2022	16:20	757	14097	002	560.0000	GLB	26,955.39CR					SO 122/21 GULF BEND REI
00132158	2/14/2022	16:06	778	14100	001	560.0000	GLB	65,272.26CR					SO 12/31 OPSG FY20 FSR
00132173	2/15/2022	13:53	778	14101	001	560.0000	GLB	27,274.20CR				V	SO 11/21 GBMHPO REIMB
00132174	2/15/2022	13:56	778	14101	001	560.0000	GLB	27,274.20CR					SO 11/21 GBMHPO & PESC
00132198	2/17/2022	9:10	778	14103	001	560.0000	GLB	7,500.00CR					SO OUT OF CO CASH BOND
00132199	2/17/2022	9:11	778	14103	001	560.0000	GLB	5,000.00CR					SO OUT OF CO CASH BOND
00132202	2/17/2022	10:29	778	14103	001	560.0000	GLB	6.00CR					SO RECORDS METROPOLITAN
00132203	2/17/2022	10:30	778	14103	001	560.0000	GLB	6.00CR					SO RECORDS METROPOLITAN
00132204	2/17/2022	10:31	778	14103	001	560.0000	GLB	6.00CR					SO RECORDS METROPOLITAN
00132205	2/17/2022	10:31	778	14103	001	0.0000						V	
00132207	2/17/2022	10:32	778	14103	001	560.0000	GLB	6.00CR					SO RECORDS METROPOLITAN
00132208	2/17/2022	10:33	778	14103	001	560.0000	GLB	6.00CR					SO RECORDS METROPOLITAN
00132209	2/17/2022	10:33	778	14103	001	0.0000						V	
00132211	2/17/2022	10:34	778	14103	001	560.0000	GLB	3.00CR					SO RECORDS LEXIS NEXIS
00132212	2/17/2022	10:35	778	14103	001	560.0000	GLB	3.00CR					SO RECORDS LEXIS NEXIS
00132213	2/17/2022	10:37	778	14103	001	560.0000	GLB	20.00CR					SO RESTITUTION INMATE C
00132214	2/17/2022	10:38	778	14103	001	560.0000	GLB	50.00CR					SO J BAUKNIGHT ATT ID C
00132219	2/17/2022	11:45	778	14107	001	560.0000	GLB	1,955.58CR					SO REIMB TYLER HELLER
00132239	2/18/2022	11:10	757	14108	002	560.0000	GLB	1,079.06CR					SO RECPT FEES 2/7-2/18/
00132274	2/22/2022	14:20	778	14112	001	560.0000	GLB	6,135.72CR					SO LEOSE PEACE OFF ALLO
00132331	2/25/2022	13:40	778	14118	001	560.0000	GLB	4,700.00CR					SO HIDTA 12/2021
00132349	2/28/2022	9:49	778	14119	001	560.0000	GLB	280.00CR					SO FEES 2022 019-021 2/
00132359	2/28/2022	13:22	778	14120	001	560.0000	GLB	18.00CR					SO FEES 2/25/22
00132369	2/28/2022	15:25	778	14120	001	560.0000	GLB	4,949.00CR					SO 12/21 VCLG
00132370	2/28/2022	15:30	778	14121	001	560.0000	GLB	1,270.00CR					SO 2/3/22 TDCT TRANS FO
00132371	2/28/2022	15:32	778	14121	001	560.0000	GLB	1,200.00CR					SO SSA INCENTIVE PAY FO
00132372	2/28/2022	15:34	778	14121	001	560.0000	GLB	26,730.00CR					SO USMS HOUSING FORCE PC
00132373	2/28/2022	15:36	778	14121	001	560.0000	GLB	2,145.00CR					SO COV HOUSING FORCE PO
00132374	2/28/2022	15:38	778	14121	001	560.0000	GLB	299.62CR					SO USMS TRANS FORCE POS

OPERATOR: ALL  
 TERMINAL: ALL  
 SUMMARY CODE: ALL  
 DEPARTMENT: ALL

OPERATOR SUMMARY

DATES: 2/01/2022 THRU  
 RECEIPTS: 0 THRU  
 TRAN: 560.0000 THRU 56  
 AMOUNT: 0.00 THRU

\*\*\* Tendered summary will not be reported when selection criteria can result in partial receipts.

TRAN	NAME	VOIDS	NO#	TOTAL	CA	CK	MO	CC
-----								
OPERATOR	757							
BATCH	14087							
560.0000	SHERIFF'S OFFICE	0	9	37,852.71CR				
14087	* BATCH TOTALS *	0	9	37,852.71CR				
BATCH	14090							
560.0000	SHERIFF'S OFFICE	0	1	85.00CR				
14090	* BATCH TOTALS *	0	1	85.00CR				
BATCH	14097							
560.0000	SHERIFF'S OFFICE	0	1	26,955.39CR				
14097	* BATCH TOTALS *	0	1	26,955.39CR				
BATCH	14108							
560.0000	SHERIFF'S OFFICE	0	1	1,079.06CR				
14108	* BATCH TOTALS *	0	1	1,079.06CR				
	* OPERATOR TOTALS *	0	12	65,972.16CR				
-----								

OPERATOR	778							
BATCH	14076							
560.0000	SHERIFF'S OFFICE	0	1	5,420.00CR				
14076	* BATCH TOTALS *	0	1	5,420.00CR				
BATCH	14085							
560.0000	SHERIFF'S OFFICE	0	5	31,493.26CR				
14085	* BATCH TOTALS *	0	5	31,493.26CR				
BATCH	14100							
560.0000	SHERIFF'S OFFICE	0	1	65,272.26CR				
14100	* BATCH TOTALS *	0	1	65,272.26CR				
BATCH	14101							
560.0000	SHERIFF'S OFFICE	1	1	27,274.20CR				
14101	* BATCH TOTALS *	1	1	27,274.20CR				
BATCH	14103							

3/23/2022 8:44 AM

CASH COLLECTION HISTORY REPORT

P.

OPERATOR: ALL  
TERMINAL: ALL  
SUMMARY CODE: ALL  
DEPARTMENT: ALL

OPERATOR SUMMARY

DATES: 2/01/2022 THRU  
RECEIPTS: 0 THRU  
TRAN: 560.0000 THRU 56  
AMOUNT: 0.00 THR

\*\*\* Tendered summary will not be reported when selection criteria can result in partial receipts.

TRAN	NAME	VOIDS	NO#	TOTAL	CA	CK	MO	CC
560.0000	SHERIFF'S OFFICE	0	11	12,606.00CR				
14103	* BATCH TOTALS *	0	11	12,606.00CR				
BATCH 14107								
560.0000	SHERIFF'S OFFICE	0	1	1,955.58CR				
14107	* BATCH TOTALS *	0	1	1,955.58CR				
BATCH 14112								
560.0000	SHERIFF'S OFFICE	0	1	6,135.72CR				
14112	* BATCH TOTALS *	0	1	6,135.72CR				
BATCH 14118								
560.0000	SHERIFF'S OFFICE	0	1	4,700.00CR				
14118	* BATCH TOTALS *	0	1	4,700.00CR				
BATCH 14119								
560.0000	SHERIFF'S OFFICE	0	1	280.00CR				
14119	* BATCH TOTALS *	0	1	280.00CR				
BATCH 14120								
560.0000	SHERIFF'S OFFICE	0	2	4,967.00CR				
14120	* BATCH TOTALS *	0	2	4,967.00CR				
BATCH 14121								
560.0000	SHERIFF'S OFFICE	0	5	31,644.62CR				
14121	* BATCH TOTALS *	0	5	31,644.62CR				
	* OPERATOR TOTALS *	1	30	191,748.64CR				

3/23/2022 8:44 AM

CASH COLLECTION HISTORY REPORT

P:

OPERATOR: ALL

DEPARTMENT SUMMARY

DATES: 2/01/2022 THRU

TERMINAL: ALL

RECEIPTS: 0 THRU

SUMMARY CODE: ALL

TRAN: 560.0000 THRU 560

DEPARTMENT: ALL

AMOUNT: 0.00 THRU

\*\*\* Tendered summary will not be reported when selection criteria can result in partial receipts.

TRAN	NAME	VOIDS	NO#	TOTAL	CA	CK	MO	CC
-----								
DEPARTMENT DEFAULT								
560.0000	SHERIFF'S OFFICE	1	42	257,720.80CR				
	* DEPARTMENT TOTALS	1	42	257,720.80CR				
-----								