



County of Victoria

Telephone (361) 575-8588
Fax (361) 576-4912
115 N. Bridge St., Suite 241
Victoria, TX 77901
skennedy@vctx.org

Sean Kennedy, CIO
County Treasurer

April 27, 2009

Honorable Judge Donald R. Pozzi
Victoria County Commissioners' Court

Chapter 2256.023, Local Government Code (The Public Funds Investment Act), requires the investment officer of each local government to submit to its governing body a quarterly report of investment transactions.


The attached report details investments for Victoria County, Citizens Medical Center, and Victoria County Navigation District for the quarter ending March 31, 2009.

The combined portfolios total \$124,658,118.91 and have been managed with an emphasis on safety, liquidity and yield. The portfolio for the quarter is diversified with 41% in cash, 53% in collateralized CD's and 6% in L.O.G.I.C. Pool, with a combined average interest rate of 2.401%.

The Federal Reserve Bank has not changed the Fed Fund Interest rate this quarter. The outlook is for the Fed Fund interest rate to remain stable. CD rates continue to decline as does the interest rate received from investments in L.O.G.I.C. Pool. Interest bearing checking accounts at First Victoria earn .05% and investment cash accounts earn .85%

Pledged collateral of bank deposits held by First Victoria Bank is closely monitored, and was above the limits required by our depository contract.

Respectfully submitted,


Sean Kennedy, CIO
Victoria County Treasurer

FUND	PURCH DATE	ORIGINAL FACE	CURRENT FACE	DESCRIPTION	MAT DATE	Call Date	NET YIELD	PURCH PRICE	BEGINNING BOOK VALUE	BEGINNING MARKET VALUE	ENDING BOOK VALUE	ENDING MARKET VALUE	ACTION
VICTORIA COUNTY													
100	12/30/2008	0	0	Certificate of Deposit			0.000%	0.00	0.00	0.00	0.00	0.00	
		5,000,000	5,000,000	Certificate of Deposit	6/30/2009		2.150%	5,000,000.00	5,000,000.00	5,000,000.00	5,000,000.00	5,000,000.00	
				Gov't Agencies, Disc Notes					0.00	0.00	0.00	0.00	
		<u>5,000,000</u>	<u>5,000,000</u>	TOTAL INVESTMENTS					<u>5,000,000.00</u>	<u>5,000,000.00</u>	<u>5,000,000.00</u>	<u>5,000,000.00</u>	
				COUNTY FUNDS INVESTED					5,000,000.00	5,000,000.00	5,000,000.00	5,000,000.00	
				CASH ON HAND			0.500%		<u>9,460,011.15</u>		<u>16,798,592.73</u>		
				TOTAL					<u>14,460,011.15</u>		<u>21,798,592.73</u>		
CITIZENS MEDICAL CENTER													
820	12/19/2008	35,000,000	0	L.O.G.I.C. POOL			1.010%		3,057,275.98	3,057,275.98	3,064,922.67	3,064,922.67	
820	1/18/2009	0	35,000,000	Certificate of Deposit	1/18/2009		1.900%	35,000,000.00	35,000,000.00	35,000,000.00	0.00	0.00	
820	8/20/2008	20,000,000	0	Certificate of Deposit	4/18/2009		1.350%	35,000,000.00	0.00	-	35,000,000.00	35,000,000.00	
820	2/18/2009	0	20,000,000	Certificate of Deposit	2/17/2009		2.750%	20,000,000.00	20,000,000.00	20,000,000.00			
		<u>55,000,000</u>	<u>55,000,000</u>	TOTAL INVESTMENTS					<u>58,057,275.98</u>	<u>58,057,275.98</u>	<u>58,064,922.67</u>	<u>58,064,922.67</u>	
				HOSPITAL FUNDS INVESTED					58,057,275.98	58,057,275.98	58,064,922.67	58,064,922.67	
				CASH ON HAND			0.500%		<u>27,654,374.46</u>		<u>32,911,788.39</u>		
				TOTAL					<u>85,711,650.44</u>		<u>90,976,711.06</u>		
NAVIGATION DISTRICT													
BOND	8/19/2008	3,000,000	3,000,000	L.O.G.I.C. POOL - BOND FUND			1.011%		2,931,536.83	2,931,536.83	2,648,685.13	2,648,685.13	
OPERATE	8/19/2008	3,000,000	3,000,000	L.O.G.I.C. POOL - OPERATING FUND			1.011%		2,017,501.63	2,017,501.63	2,323,131.92	2,323,131.92	
		<u>6,000,000</u>	<u>6,000,000</u>	Certificates of Deposit	8/19/2009		3.250%	3,000,000.00	3,000,000.00	3,000,000.00	3,000,000.00	3,000,000.00	
				Certificates of Deposit	8/19/2009		3.250%	3,000,000.00	3,000,000.00	3,000,000.00	3,000,000.00	3,000,000.00	
				TOTAL INVESTMENTS					<u>10,949,038.46</u>	<u>10,949,038.46</u>	<u>10,971,817.05</u>	<u>10,971,817.05</u>	
				NAVIGATION DISTRICT INVESTMENTS					10,949,038.46	10,949,038.46	10,971,817.05	10,971,817.05	
BANK BALANCE - NOT BOOK BALANCE				CASH ON HAND			0.500%		<u>582,013.84</u>		<u>910,998.07</u>		
				TOTAL					<u>11,531,052.30</u>		<u>11,882,815.12</u>		

FUND	PURCH DATE	ORIGINAL FACE	CURRENT FACE	DESCRIPTION	MAT DATE	Call Date	NET YIELD	PURCH PRICE	BEGINNING BOOK VALUE	BEGINNING MARKET VALUE	ENDING BOOK VALUE	ENDING MARKET VALUE	ACTION
		66,000,000	66,000,000	GRAND TOTAL INVESTMENTS					74,006,314.44	74,006,314.44	74,036,739.72	74,036,739.72	

CASH & INVESTMENT SUMMARY BY FUND

TOTAL COUNTY FUNDS
 TOTAL PROBATION DIST FUNDS
 TOTAL HOSPITAL FUNDS
 TOTAL NAVIGATION DISTRICT FUNDS

JANUARY 1, 2009	
12.9451%	14,460,011.15
0.0000%	0.00
76.7319%	85,711,650.44
10.3230%	11,531,052.30
100.00%	111,702,713.89
Above totals include cash.	

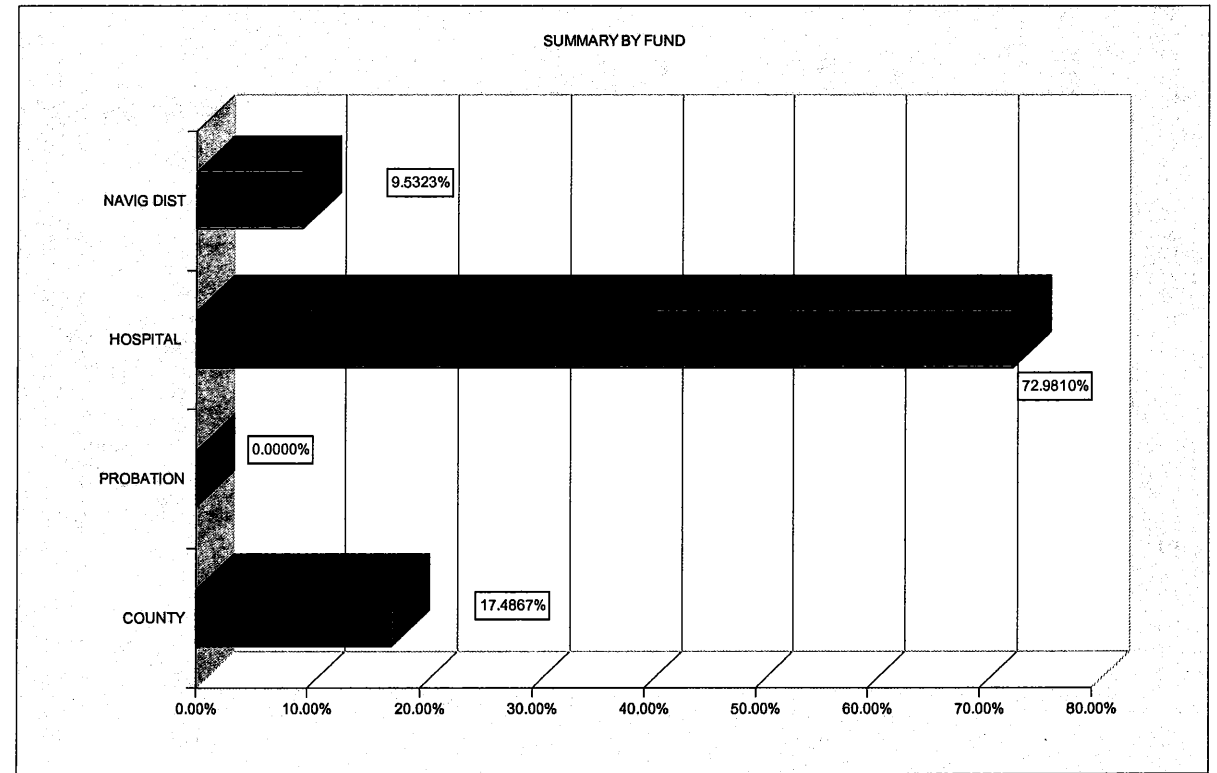
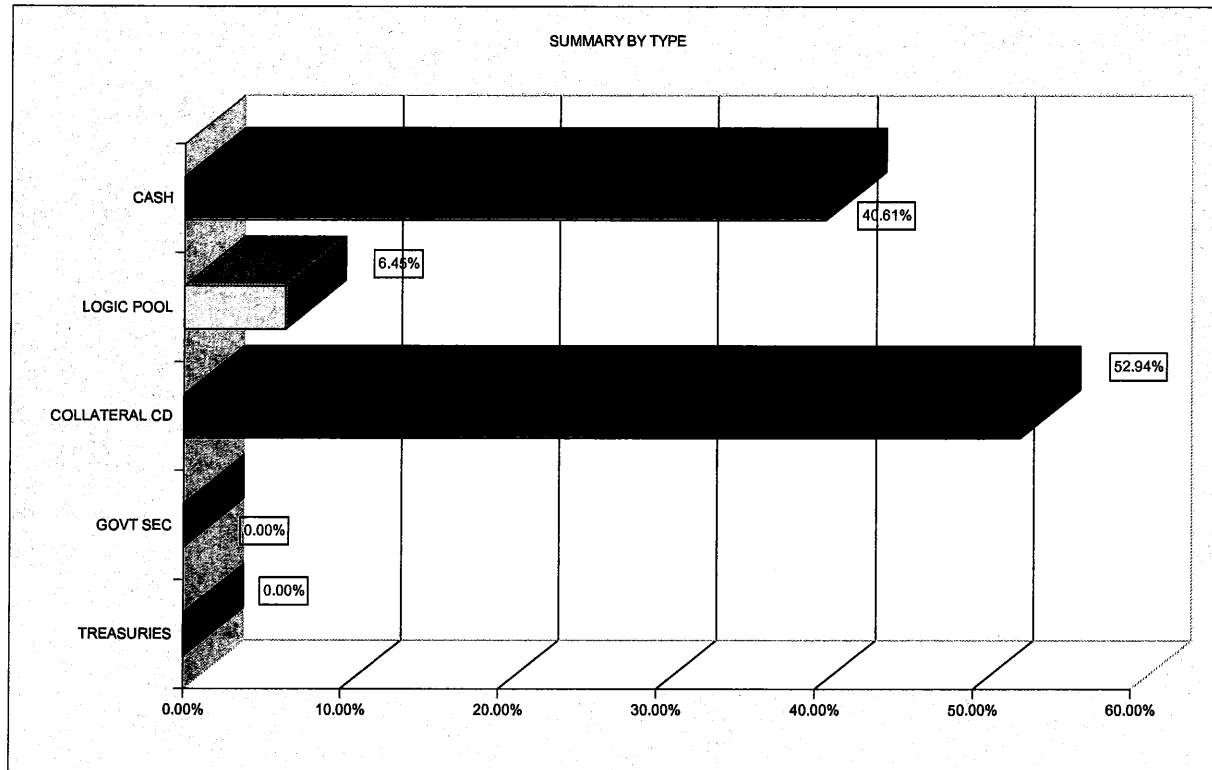
MARCH 31, 2009	
21,798,592.73	17.4867%
0.00	0.0000%
90,976,711.06	72.9810%
11,882,815.12	9.5323%
124,658,118.91	100.00%
Above totals include cash.	

INVESTMENT SUMMARY BY TYPE

TREASURIES
 GOVERNMENT SECURITIES
 CERTIFICATES OF DEPOSIT
 LOGIC POOL
 TOTAL INVESTMENT OTHER THAN CASH
 TOTAL CASH

0.0000%	0.00
0.0000%	0.00
59.0854%	66,000,000.00
7.1675%	8,006,314.44
66.2529%	74,006,314.44
33.7471%	37,696,399.45
100.00%	111,702,713.89

0.00	0.0000%
0.00	0.0000%
66,000,000.00	52.9448%
8,036,739.72	6.4470%
74,036,739.72	59.3918%
50,621,379.19	40.6082%
124,658,118.91	100.00%



VICTORIA COUNTY
 PORTFOLIO INVENTORY
 MARCH 31, 2009

3/31/2009 Mat Date	Type	Par	Coupon	Cusip	Purch Date	Purch Yield	Beginning		Ending		Change in Market	Change in Balance	D-T-M	% of Portfolio	Call Date	Wgt Avg Mat	Fund	Market Gain/ Loss	Invest Number
							Book Value	Market Value	Book Value	Market Value									
3/31/2009	Cash						37,696,399.45	37,696,399.45	50,621,379.19	50,621,379.19		12,924,979.74	1	40.608%			ALL		
6/30/2009	CD COLLATERALIZED	5,000,000.00			12/30/2008	2.150%	5,000,000.00	5,000,000.00	5,000,000.00	5,000,000.00		0.00	0	4.011%			100		
1/18/2009	CD COLLATERALIZED	35,000,000.00			12/19/2008	1.900%	35,000,000.00	35,000,000.00	35,000,000.00	35,000,000.00		0.00	0	28.077%			820		
2/17/2009	CD COLLATERALIZED	20,000,000.00			8/20/2008	2.750%	20,000,000.00	20,000,000.00	20,000,000.00	20,000,000.00		0.00	0	16.044%			820		
8/19/2009	CD COLLATERALIZED	3,000,000.00			8/19/2008	3.250%	3,000,000.00	3,000,000.00	3,000,000.00	3,000,000.00		0.00	0	2.407%			NAV BOND		
8/19/2009	CD COLLATERALIZED	3,000,000.00			8/19/2008	3.250%	3,000,000.00	3,000,000.00	3,000,000.00	3,000,000.00		0.00	0	2.407%			NAV OPERAT		
	Investment Pools																		
3/31/2009	LOGIC					1.1060%	8,006,314.44	8,006,314.44	8,036,739.72	8,036,739.72		<u>30,425.28</u>	1	<u>6.447%</u>			ALL		
	U S Treasuries						0.00	0.00	0.00	0.00				100.000%					
	U S Agencies																		
	Total U S Agencies	0					0.00	0.00	0.00	0.00	0.00	0.00	0	0.000%		0.00			0.00
	TOTAL	0					111,702,713.89	111,702,713.89	124,658,118.91	124,658,118.91	0.00	0.00	2	100.00%		0.00			0.00

Avg Yld on total portfolio →

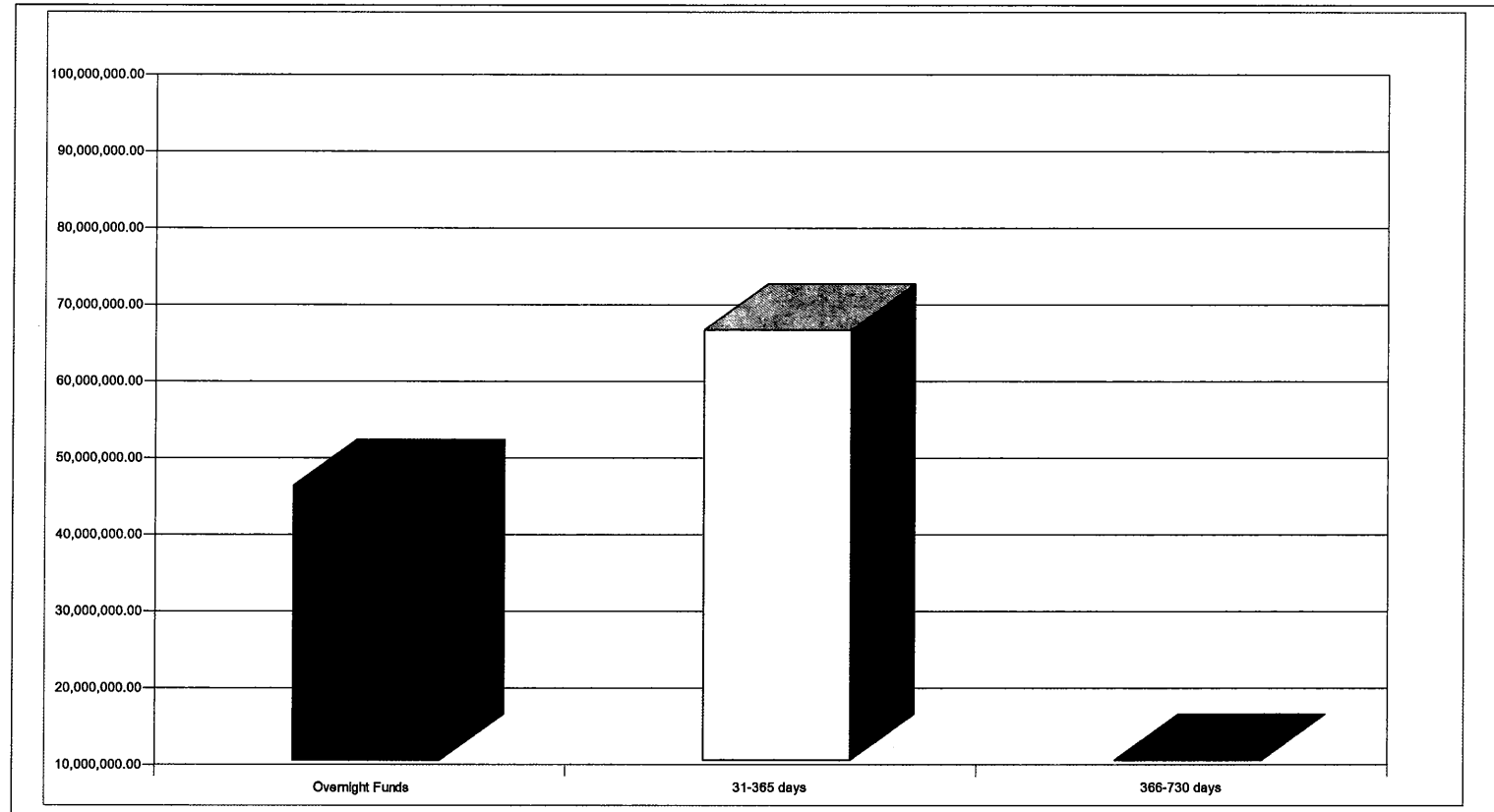
2.4010%

VICTORIA COUNTY
 PORTFOLIO INVENTORY
 MARCH 31, 2009

Maturity Break
 by Book Value

	Overnight Funds	45,702,713.89	
	31-365 days	66,000,000.00	
1-2 yrs	366-730 days	0.00	*
		<u>111,702,713.89</u>	

* All short-term callable
 investments



VICTORIA COUNTY TRANSACTION REPORT
MARCH 31, 2009

PURCHASES:

Fund	Settle Date	CUSIP	Security Type	Par	Coupon	Maturity	Call Date	Purchase Price	Purchase Principal	Purchase Premium	Purchase Accr Int	Total Settlement	Broker	Yield	Investment Number
												0.00		0.000%	
820	1/18/2009		CD	35,000,000.00		4/18/2009						35,000,000.00		1.350%	09-418
820	2/18/2009		CD	20,000,000.00		5/19/2009						20,000,000.00		1.100%	09-519

CALLED:

Fund	Purchase Date	CUSIP	Security Type	Par	Coupon	Maturity	Call Date	Purch Price	Call Price	Sale Principal	Sale Interest	Gain/(Loss)	Total Settlement	Book Value	Yield	Investment Number
------	---------------	-------	---------------	-----	--------	----------	-----------	-------------	------------	----------------	---------------	-------------	------------------	------------	-------	-------------------

NONE

MATURITIES:

Fund	Purchase Date	CUSIP	Security Type	Par	Coupon	Maturity	Purch Price	Call Price	Sale Principal	Sale Interest	Gain/(Loss)	Total Settlement	Yield	Investment Number
				0.00			0.00		0.00	0.00	0.00	0.00	0.0000%	
				0.00			0.00		0.00	0.00	0.00	0.00	0.0000%	
820	8/20/2008		CD	20,000,000.00		2/17/2009	100.00		20,000,000.00	43,698.63	0.00	20,043,698.63	2.7500%	08-02
820	12/19/2008		CD	35,000,000.00		1/18/2009	100.00		35,000,000.00	54,657.53	0.00	35,054,657.53	1.9000%	08-08
								0.00		98,356.16	0.00			

INTEREST EARNED STATEMENT
MARCH
2009

FUND	FUND NAME	2005	2006	2007	2008	2009 YR TO DATE
100	GENERAL FUND	409,405.03	795,541.51	931,043.98	381,906.66	22,789.43
200	ROAD & BRIDGE FUND	81,884.21	125,029.77	153,267.99	72,560.72	8,115.65
231	JUVENILE PROBATION FUND	3,379.31	3,535.02	5,450.21	2,770.89	294.44
600	ROAD BONDS SINKING	4,132.58	4,390.94	3,904.28	1,994.88	317.58
640	JAIL BONDS SINKING	3,620.76	3,622.42	4,067.68	2,259.03	389.08
660	COURTHOUSE BDS SKG	3,530.94	3,626.93	3,824.92	1,937.44	302.78
670	BRIDGE ST. ANNEX BDS SKG	5,462.29	6,094.04	6,628.14	3,340.75	508.68
710	LATERAL ROAD FUND	2,751.76	4,711.48	3,690.26	314.73	0.00
720	LAW LIBRARY FUND	1,115.71	1,929.54	1,272.64	549.28	39.63
750	ROAD BONDS FUND	17,000.96	3,519.18	0.00	0.00	0.00
770	BRIDGE STREET ANNEX FUND	0.00	0.00	0.00	0.00	0.00
	Sub-Total Budgeted Funds	532,283.55	952,000.83	1,113,150.10	467,634.38	32,757.27
120	RECORDS MANAGEMENT	8,841.00	10,616.37	8,301.66	2,420.95	181.17
121	COURTHOUSE SECURITY	946.92	1,728.10	2,023.39	900.16	74.31
122	JUSTICE CRT BLDG SECURITY	0.00	175.55	683.86	408.60	51.53
123	DIST CLERK RECORD MGMT	59.75	155.70	202.53	134.99	15.16
221	JUVENILE RESTITUTION	0.00	0.00	0.00	0.72	0.00
240	DRUG COURTS PROGRAM	0.00	0.00	6.21	104.95	22.81
265	FED FOSTER CARE	17,221.94	19,659.02	15,927.90	5,013.47	185.23
280	JUVENILE DELQ PREVENTION	3.10	4.77	5.20	2.36	0.25
281	JUSTICE TECHNOLOGY FUND	753.36	1,516.39	2,142.88	884.63	76.03
300	CDA PROCESSING FEE	5,084.73	7,107.63	6,514.81	2,574.46	225.15
310	4-H SHOOTING RANGE	1,554.25	2,299.76	2,422.30	666.91	61.05
320	AIRPORT	16,831.83	14,116.27	6,936.66	6,138.95	463.13
321	AIRPORT RETAINAGE	3.22	0.00	0.00	777.71	216.86
330	SPECIAL SERVICE FUND	30,100.63	35,549.87	8,743.89	2,157.44	123.34
338	SCAAP	0.00	0.00	0.00	196.46	19.03
340	LOCAL LAW ENF BLK GRNT	385.42	218.08	0.00	0.00	0.00
341	SOLID WASTE GRANT	0.00	0.00	0.00	0.00	0.00
360	SHERIFF'S SPECIAL PURPOSE	1,388.22	1,696.03	1,800.66	799.84	76.51
370	CDA CONTRABAND FORFEIT.	1,501.09	1,835.59	2,641.25	1,316.29	153.10
371	CDA HOMELAND FORFEITURE	1,239.94	366.11	0.00	0.00	0.00
372	CDA DOT FED FORFEITURE	623.02	454.19	51.04	0.00	0.00
380	COMMISSARY FUND	2,892.32	4,195.02	3,489.11	1,180.30	83.23
390	JUVENILE COMMISSARY	79.63	140.21	168.55	76.99	8.38
410	HEALTH INSURANCE	34.26	15.97	1,767.50	0.00	0.00
420	EMPLOYEE BENEFIT FUND	213.17	314.50	317.79	92.65	7.88
450	ELECTION ADMINISTRATOR	260.91	311.60	404.25	29.88	29.38
499	TAX ASSR SPECIAL FUND	13,077.79	20,541.98	15,538.55	5,842.95	100.13
500	HISTORICAL COMMISSION	487.73	694.86	757.61	335.83	36.51
845	NAVARRO LEASE PROJECT	8,025.78	7,340.76	9,250.64	2,799.79	38.23
870	FLEXIBLE BENEFIT PLAN	1,067.33	1,133.68	1,705.51	836.01	60.12
820	HOSPITAL	1,723,279.71	3,531,360.67	4,284,495.35	2,213,727.61	211,240.63
820	CMC 125 PLAN	778.83	1,255.53	1,328.92	537.29	41.07
830	CMC ACCOUNTS PAYABLE	35,990.50	54,090.66	60,897.43	29,124.43	1,794.94
840	CMC PAYROLL	8,720.21	13,366.58	20,158.51	6,691.00	1,749.87
870	CMC PROF. LIABILITY	25,905.50	27,578.16	39,981.47	16,100.22	1,144.15
890	CMC FUNDED DEPRECIATION	264,688.40	387,317.55	510,318.43	228,083.97	23,324.63
950	NAVIGATION DISTRICT	233,885.89	397,641.69	303,366.57	121,655.90	31,062.22
950	NAVIG DISTRICT RETAINAGE	0.00	0.00	0.00	0.00	0.00
960	NAVIG. CONSTRUCTION FUND	0.19	1.02	2.75	65,077.00	31,255.34
960	CONSTRUCTION ESCROW	269.44	12.95	0.00	0.00	0.00
970	NAVIG. INTEREST & SINKING	8,456.74	13,426.16	5,359.66	3,158.07	509.95
	TOTAL	2,946,936.30	5,510,239.81	6,430,862.94	3,187,483.16	337,188.59