



County of Victoria

Telephone (361) 575-8588
Fax (361) 576-4912
115 N. Bridge St., Suite 241
Victoria, TX 77901
skennedy@vctx.org

**Sean Kennedy, CIO
County Treasurer**

October 28, 2013

Honorable Judge Donald R. Pozzi
Victoria County Commissioners' Court

Chapter 2256.023, Government Code (The Public Funds Investment Act), requires the investment officer of each local government to submit to its governing body a quarterly report of investment transactions.


The attached report details investments for Victoria County, Citizens Medical Center and Victoria County Navigation District for the quarter ending September 30, 2013.

The combined portfolios total \$138,410,867.05 and have been managed with an emphasis on safety, liquidity and yield. The portfolio for the quarter is unchanged from last quarter with 99.9981% in cash, no collateralized CD's and .0019% in LOGIC Pool, with a combined average interest rate of .50%.

The Federal Reserve Bank has not changed the Fed Fund interest rate this quarter. The outlook is for the Fed Fund interest rate to remain stable. The interest rate received from investments in LOGIC Pool declined during the quarter. Interest bearing checking accounts at First Victoria earn .25% and investment cash accounts earn .50%

Pledged collateral of bank deposits held by First Victoria Bank is closely monitored and was above the limits required by our depository contract.

Respectfully submitted,


Sean Kennedy, CIO
Victoria County Treasurer

VICTORIA COUNTY INVESTMENT REPORT QUARTER ENDED
SEPTEMBER 30, 2013

FUND	PURCH DATE	ORIGINAL FACE	CURRENT FACE	DESCRIPTION	MAT DATE	Call Date	NET YIELD	PURCH PRICE	BEGINNING BOOK VALUE	BEGINNING MARKET VALUE	ENDING BOOK VALUE	ENDING MARKET VALUE
VICTORIA COUNTY												
		0	0	Certificate of Deposit			0.000%	0.00	0.00	0.00	0.00	0.00
		0	0	Certificate of Deposit			0.000%		0.00	0.00	0.00	0.00
				Gov't Agencies, Disc Notes					0.00	0.00	0.00	0.00
		<u>0</u>	<u>0</u>	TOTAL INVESTMENTS					<u>0.00</u>	<u>0.00</u>	<u>0.00</u>	<u>0.00</u>
				COUNTY FUNDS INVESTED					0.00	0.00	0.00	0.00
				CASH ON HAND			0.500%		<u>27,362,762.62</u>		<u>22,145,736.60</u>	
				TOTAL					<u>27,362,762.62</u>		<u>22,145,736.60</u>	
CITIZENS MEDICAL CENTER												
				LOGIC POOL			0.110%		736.46	736.46	736.61	736.61
		0	0	Certificate of Deposit			0.000%	0.00	0.00	0.00	0.00	0.00
		0	0	Certificate of Deposit			0.000%	0.00	0.00	0.00	0.00	0.00
		0	0	Certificate of Deposit			0.000%	0.00	0.00	0.00	0.00	0.00
		0	0	Certificate of Deposit			0.000%	0.00	0.00	0.00	0.00	0.00
		<u>0</u>	<u>0</u>	TOTAL INVESTMENTS					<u>736.46</u>	<u>736.46</u>	<u>736.61</u>	<u>736.61</u>
				HOSPITAL FUNDS INVESTED					736.46	736.46	736.61	736.61
				CASH ON HAND			0.500%		<u>99,120,799.34</u>		<u>103,806,790.21</u>	
				TOTAL					<u>99,121,535.80</u>		<u>103,807,526.82</u>	
NAVIGATION DISTRICT												
				LOGIC POOL - BOND FUND			0.110%		879.39	879.39	879.54	879.54
				LOGIC POOL - OPERATING FUND			0.110%		922.91	922.91	923.06	923.06
		0	0	Certificate of Deposit			0.000%	0.00	0.00	0.00	0.00	0.00
		0	0	Certificate of Deposit			0.000%	0.00	0.00	0.00	0.00	0.00
		0	0	Certificate of Deposit			0.000%	0.00	0.00	0.00	0.00	0.00
		0	0	Certificate of Deposit			0.000%	0.00	0.00	0.00	0.00	0.00
		<u>0</u>	<u>0</u>	TOTAL INVESTMENTS					<u>1,802.30</u>	<u>1,802.30</u>	<u>1,802.60</u>	<u>1,802.60</u>
				NAVIGATION DISTRICT INVESTMENTS					1,802.30	1,802.30	1,802.60	1,802.60
BANK BALANCE - NOT BOOK BALANCE				CASH ON HAND			0.500%		<u>13,559,074.06</u>		<u>12,455,801.03</u>	
				TOTAL					<u>13,560,876.36</u>		<u>12,457,603.63</u>	

VICTORIA COUNTY INVESTMENT REPORT QUARTER ENDED
SEPTEMBER 30, 2013

FUND	PURCH DATE	ORIGINAL FACE	CURRENT FACE	DESCRIPTION	MAT DATE	Call Date	NET YIELD	PURCH PRICE	BEGINNING BOOK VALUE	BEGINNING MARKET VALUE	ENDING BOOK VALUE	ENDING MARKET VALUE
		0	0	GRAND TOTAL INVESTMENTS					2,538.76	2,538.76	2,539.21	2,539.21

CASH & INVESTMENT SUMMARY BY FUND

TOTAL COUNTY FUNDS
TOTAL HOSPITAL FUNDS
TOTAL NAVIGATION DISTRICT FUNDS

	JULY 1, 2013		SEPTEMBER 30, 2013	
	19.5385%	27,362,762.62	22,145,736.60	16.0000%
	70.7783%	99,121,535.80	103,807,526.82	74.9995%
	9.6832%	13,560,876.36	12,457,603.63	9.0005%
	100.00%	140,045,174.78	138,410,867.05	100.00%

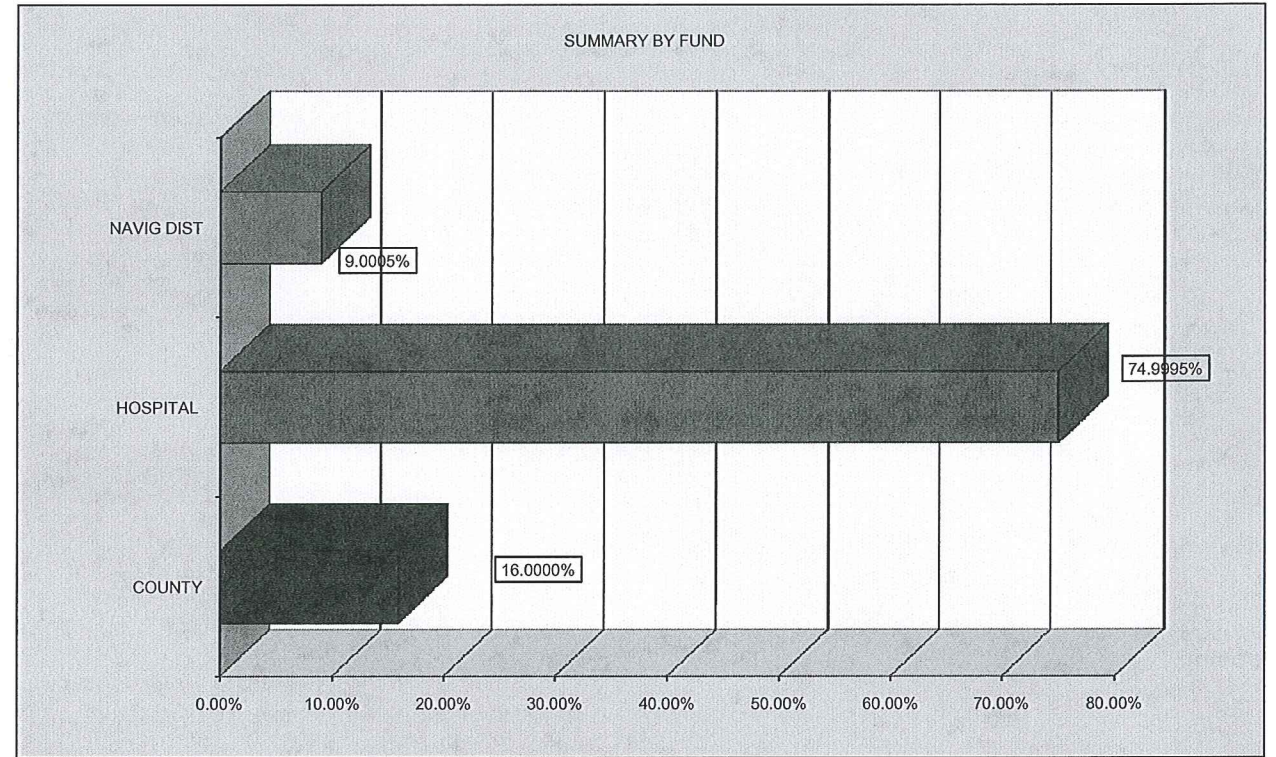
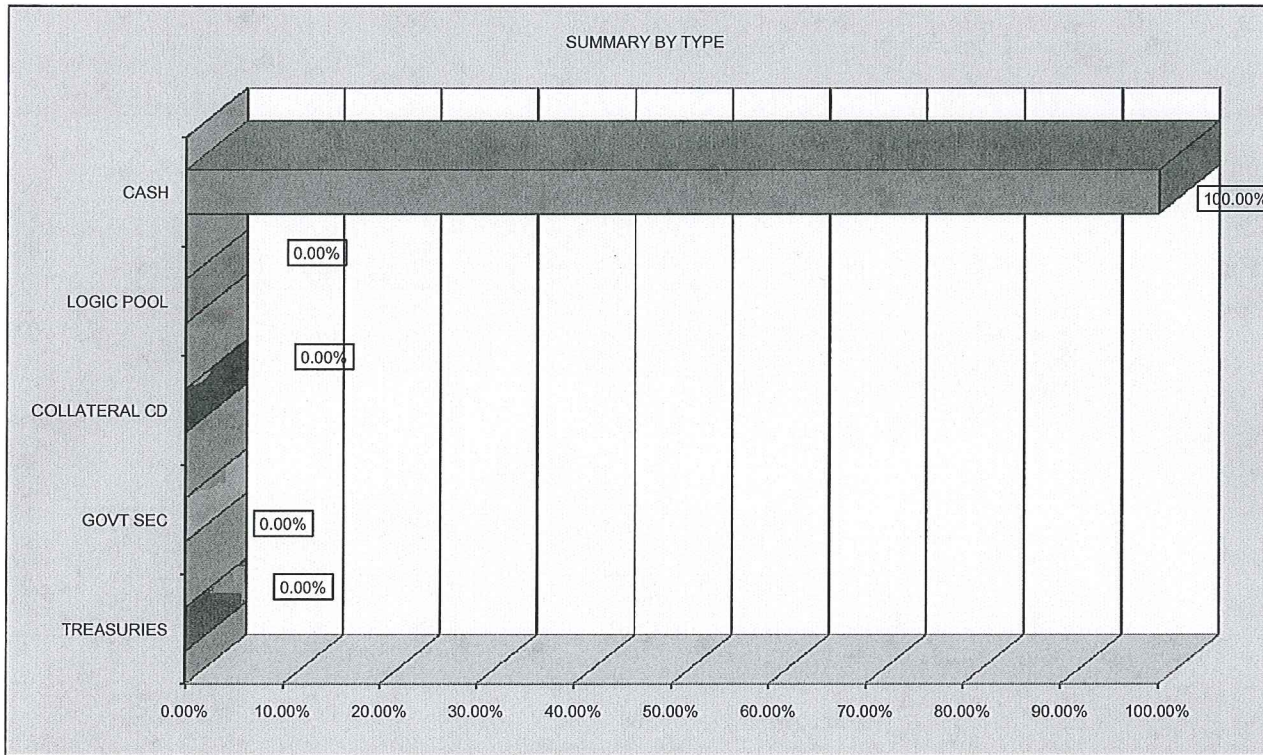
Above totals include cash.

Above totals include cash.

INVESTMENT SUMMARY BY TYPE

TREASURIES
GOVERNMENT SECURITIES
CERTIFICATES OF DEPOSIT
LOGIC POOL
TOTAL INVESTMENT OTHER THAN CASH
TOTAL CASH

	0.0000%	0.00	0.00	0.0000%
	0.0000%	0.00	0.00	0.0000%
	0.0000%	0.00	0.00	0.0000%
	0.0018%	2,538.76	2,539.21	0.0018%
	0.0018%	2,538.76	2,539.21	0.0018%
	99.9982%	140,042,636.02	138,408,327.84	99.9982%
	100.00%	140,045,174.78	138,410,867.05	100.00%



VICTORIA COUNTY
 PORTFOLIO INVENTORY
 SEPTEMBER 30, 2013

9/30/2013 Mat Date	Type	Par	Coupon	Cusip	Purch Date	Purch Yield	Beginning		Ending		Change in Market	Change in Balance	D-T-M	% of Portfolio	Call Date	Wgt Avg Mat	Fund	Market Gain/ Loss	Invest Number
							Book Value	Market Value	Book Value	Market Value									
9/30/2013	Cash					0.500%	140,042,636.02	140,042,636.02	138,408,327.84	138,408,327.84		(1,634,308.18)	1	99.998%			ALL		
	CD COLLATERALIZED	0.00				0.000%	0.00	0.00	0.00	0.00		0.00	0	0.000%			100		
	CD COLLATERALIZED	0.00				0.000%	0.00	0.00	0.00	0.00		0.00	0	0.000%			100		
	CD COLLATERALIZED	0.00					0.00	0.00	0.00	0.00		0.00	0	0.000%			NAV OPERAT		
	Investment Pools																		
9/30/2013	LOGIC					0.1095%	2,538.76	2,538.76	2,539.21	2,539.21		0.45	1	0.002%			ALL		
	U S Treasuries													100.000%					
							0.00	0.00	0.00	0.00		0.00		0.00%					
							0.00	0.00	0.00	0.00		0.00		0.00%					
	U S Agencies																		
							0.00	0.00	0.00	0.00		0.00		0.00%					
							0.00	0.00	0.00	0.00		0.00		0.00%					
	Total U S Agencies	0					0.00	0.00	0.00	0.00	0.00	0.00	0	0.000%	0.00			0.00	
	TOTAL	0					140,045,174.78	140,045,174.78	138,410,867.05	138,410,867.05	0.00	0.00		100.00%	0.00			0.00	

Avg Yld on total portfolio →

VICTORIA COUNTY TRANSACTION REPORT
 SEPTEMBER 30, 2013

PURCHASES:

Fund	Settle Date	CUSIP	Security Type	Par	Coupon	Maturity	Call Date	Purchase Price	Purchase Principal	Purchase Premium	Purchase Accr Int	Total Settlement	Broker	Yield	Investment Number
------	-------------	-------	---------------	-----	--------	----------	-----------	----------------	--------------------	------------------	-------------------	------------------	--------	-------	-------------------

NONE

CALLED:

Fund	Purchase Date	CUSIP	Security Type	Par	Coupon	Maturity	Call Date	Purch Price	Call Price	Sale Principal	Sale Interest	Gain/(Loss)	Total Settlement	Book Value	Yield	Investment Number
------	---------------	-------	---------------	-----	--------	----------	-----------	-------------	------------	----------------	---------------	-------------	------------------	------------	-------	-------------------

NONE

MATURITIES:

Fund	Purchase Date	CUSIP	Security Type	Par	Coupon	Maturity	Purch Price	Call Price	Sale Principal	Sale Interest	Gain/(Loss)	Total Settlement	Yield	Investment Number
------	---------------	-------	---------------	-----	--------	----------	-------------	------------	----------------	---------------	-------------	------------------	-------	-------------------

NONE

									0.00	0.00	0.00	0.00	0.0000%	0
									0.00	0.00	0.00	0.00	0.0000%	0
									0.00	0.00	0.00	0.00	0.0000%	
									0.00	0.00	0.00	0.00	0.0000%	
									0.00	0.00	0.00	0.00		

INTEREST EARNED STATEMENT
SEPTEMBER 2013

FUND	FUND NAME	2013			
		2010	2011	2012	YR TO DATE
100	GENERAL FUND	54,722.61	77,078.65	99,849.10	79,759.07
200	ROAD & BRIDGE FUND	15,697.26	14,664.65	15,909.75	15,729.92
231	JUVENILE PROBATION FUND	659.26	722.87	1,057.19	1,098.33
600	ROAD BONDS SINKING	0.00	0.00	0.00	0.00
640	JAIL BONDS SINKING	0.00	0.00	0.00	0.00
660	COURTHOUSE BDS SKG	0.00	0.00	0.00	0.00
670	BRIDGE ST. ANNEX BDS SKG	0.00	0.00	0.00	0.00
700	DEBT SERVICE	28,907.61	3,236.81	2,932.16	2,173.94
710	LATERAL ROAD FUND	0.00	0.00	0.00	0.00
720	LAW LIBRARY FUND	77.07	0.00	0.00	0.00
750	ROAD BONDS FUND	0.00	0.00	0.00	0.00
770	CAPITAL PROJECTS	8,238.84	3,158.85	230.07	0.00
	Sub-Total Budgeted Funds	108,302.65	98,861.83	119,978.27	98,761.26
120	RECORDS MANAGEMENT	311.80	0.00	0.00	0.00
121	COURTHOUSE SECURITY	208.73	0.00	0.00	0.00
122	JUSTICE CRT BLDG SECURITY	162.25	0.00	0.00	0.00
123	DIST CLERK RECORD MGMT	31.01	0.00	0.00	0.00
221	JUVENILE RESTITUTION	0.00	0.06	0.00	0.00
240	DRUG COURTS PROGRAM	79.66	67.08	80.51	67.74
265	FED FOSTER CARE	0.00	0.00	0.00	0.00
280	JUVENILE DELQ PREVENTION	0.57	0.00	0.00	0.00
281	JUSTICE TECHNOLOGY	88.36	0.00	0.00	0.00
283	CO/DIST TECHNOLOGY	32.99	0.00	0.00	0.00
300	CDA PROCESSING FEE	206.49	50.19	22.53	20.70
310	4-H ACTIVITY CENTER	120.72	116.97	120.95	80.65
320	AIRPORT	574.94	0.00	0.00	0.00
321	AIRPORT	0.00	227.41	66.82	66.98
330	SPECIAL SERVICE FUND	1,186.26	1,618.56	3,136.30	1,079.77
338	SCAAP	0.00	0.00	0.00	0.00
340	LOCAL LAW ENF BLK GRNT	0.00	0.00	0.00	0.00
360	SHERIFF'S FORFEITURE	127.90	93.48	223.08	435.27
361	SHERIFF'S DONATION	20.01	5.25	2.18	0.62
370	CDA CONTRABAND FORFEIT.	339.21	974.38	2,496.09	2,749.87
371	CDA HOMELAND FORFEITURE	0.00	0.00	213.83	109.87
372	SHERIFF DOT FED FORFEIT	60.78	157.41	594.38	417.22
380	COMMISSARY FUND	143.60	168.17	289.16	200.28
390	JUVENILE COMMISSARY	21.28	22.09	25.13	20.48
410	HEALTH INSURANCE	307.36	1,984.10	2,628.63	746.21
420	EMPLOYEE BENEFIT FUND	16.86	0.00	0.00	0.00
450	ELECTION ADMINISTRATOR	27.70	36.47	0.71	21.25
499	TAX ASSR SPECIAL FUND	868.51	864.25	1,051.28	756.02
500	HISTORICAL COMMISSION	71.09	71.89	73.37	50.71
845	NAVARRO LEASE PROJECT	16.89	0.23	2.26	0.30
870	FLEXIBLE BENEFIT PLAN	176.15	149.41	66.14	35.96
820	HOSPITAL	563,685.21	589,965.64	574,020.65	327,234.38
820	CMC 125 PLAN	64.67	67.69	64.30	30.91
830	CMC ACCOUNTS PAYABLE	6,250.80	6,243.98	6,396.56	4,547.69
840	CMC PAYROLL	1,593.74	1,840.65	1,626.55	1,235.60
870	CMC PROF. LIABILITY	3,316.99	2,714.09	19.12	0.00
890	CMC FUNDED DEPRECIATION	50,085.69	52,114.76	53,604.54	40,268.81
950	NAVIGATION DISTRICT	41,665.85	30,345.57	23,484.39	18,144.43
950	NAVIG CONSTRUCTION 2012A	0.00	0.00	10,742.00	17,192.79
960	NAVIG. CONSTRUCTION FUND	2,046.06	41.56	21.65	3.15
960	NAVIG 2012A/B INT& SINKING	0.00	0.00	0.78	1.50
970	NAVIG. INTEREST & SINKING	751.24	687.97	727.77	441.94
	TOTAL	782,964.02	789,491.14	801,779.93	514,722.36