



County of Victoria

Telephone (361) 575-8588
Fax (361) 576-4912
115 N. Bridge St., Suite 241
Victoria, TX 77901
skennedy@vctx.org

Sean Kennedy, CIO
County Treasurer

January 30, 2017

Honorable Judge Ben Zeller
Victoria County Commissioners' Court

Chapter 2256.023, Government Code (The Public Funds Investment Act), requires the investment officer of each local government to submit to its governing body a quarterly report of investment transactions.


The attached report details investments for Victoria County, Citizens Medical Center and Victoria County Navigation District for the quarter ending December 31, 2016.

Combined portfolios total \$99,583,839.69 and have been managed with an emphasis on safety, liquidity and yield. The portfolio for the quarter remains unchanged from last quarter with 100.00% in cash with an average interest rate of .50%.

Federal Reserve Bank changed the Fed Fund interest rate this quarter increasing it by .25% in December. The outlook continues with expectations for the Fed Fund interest rate to slowly increase as the economy continues to improve. Investment cash accounts at Prosperity Bank will earn .75%.

Pledged collateral of bank deposits held by Prosperity Bank is closely monitored and was above the limits required by our depository contract.

Respectfully submitted,


Sean Kennedy, CIO
Victoria County Treasurer

VICTORIA COUNTY INVESTMENT REPORT QUARTER ENDED
DECEMBER 31, 2016

FUND	PURCH DATE	ORIGINAL FACE	CURRENT FACE	DESCRIPTION	MAT DATE	Call Date	NET YIELD	PURCH PRICE	BEGINNING BOOK VALUE	BEGINNING MARKET VALUE	ENDING BOOK VALUE	ENDING MARKET VALUE
VICTORIA COUNTY												
		0	0	Certificate of Deposit			0.0000%	0.00	0.00	0.00	0.00	0.00
		0	0	Certificate of Deposit			0.0000%	0.00	0.00	0.00	0.00	0.00
				Gov't Agencies, Disc Notes				0.00	0.00	0.00	0.00	0.00
		0	0	TOTAL INVESTMENTS				0.00	0.00	0.00	0.00	0.00
COUNTY FUNDS INVESTED												
				CASH ON HAND			0.5000%		32,545,894.49	0.00	32,536,340.95	0.00
				TOTAL					32,545,894.49	0.00	32,536,340.95	0.00
CITIZENS MEDICAL CENTER												
		0	0	LOGIC POOL			0.0000%	0.00	0.00	0.00	0.00	0.00
		0	0	Certificate of Deposit			0.0000%	0.00	0.00	0.00	0.00	0.00
		0	0	Certificate of Deposit			0.0000%	0.00	0.00	0.00	0.00	0.00
		0	0	Certificate of Deposit			0.0000%	0.00	0.00	0.00	0.00	0.00
		0	0	Certificate of Deposit			0.0000%	0.00	0.00	0.00	0.00	0.00
				TOTAL INVESTMENTS				0.00	0.00	0.00	0.00	0.00
HOSPITAL FUNDS INVESTED												
				CASH ON HAND			0.5000%		56,431,609.61	0.00	54,757,557.68	0.00
				TOTAL					56,431,609.61	0.00	54,757,557.68	0.00
NAVIGATION DISTRICT												
				LOGIC POOL - BOND FUND			0.0000%	0.00	0.00	0.00	0.00	0.00
		0	0	LOGIC POOL - OPERATING FUND			0.0000%	0.00	0.00	0.00	0.00	0.00
		0	0	Certificate of Deposit			0.0000%	0.00	0.00	0.00	0.00	0.00
		0	0	Certificate of Deposit			0.0000%	0.00	0.00	0.00	0.00	0.00
		0	0	Certificate of Deposit			0.0000%	0.00	0.00	0.00	0.00	0.00
		0	0	Certificate of Deposit			0.0000%	0.00	0.00	0.00	0.00	0.00
				TOTAL INVESTMENTS				0.00	0.00	0.00	0.00	0.00
NAVIGATION DISTRICT INVESTMENTS												
				CASH ON HAND			0.5000%		12,084,037.25	0.00	12,289,941.06	0.00
				TOTAL					12,084,037.25	0.00	12,289,941.06	0.00
BANK BALANCE - NOT BOOK BALANCE												
									12,084,037.25		12,289,941.06	
									12,084,037.25		12,289,941.06	

VICTORIA COUNTY INVESTMENT REPORT QUARTER ENDED
DECEMBER 31, 2016

FUND	PURCH DATE	ORIGINAL FACE	CURRENT FACE	DESCRIPTION	MAT DATE	Call Date	NET YIELD	PURCH PRICE	BEGINNING BOOK VALUE	BEGINNING MARKET VALUE	ENDING BOOK VALUE	ENDING MARKET VALUE
		0	0									
GRAND TOTAL INVESTMENTS												
0												

CASH & INVESTMENT SUMMARY BY FUND

TOTAL COUNTY FUNDS
TOTAL HOSPITAL FUNDS
TOTAL NAVIGATION DISTRICT FUNDS

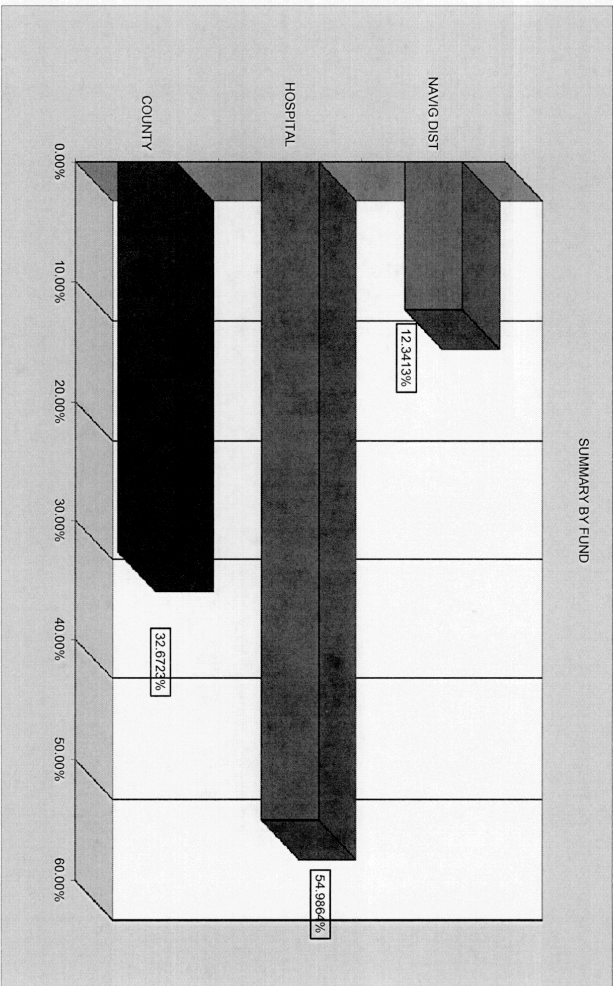

	OCTOBER 1, 2016	DECEMBER 31, 2016
TOTAL COUNTY FUNDS	32,204.0%	32,536,340.95
TOTAL HOSPITAL FUNDS	55.8389%	54,757,557.68
TOTAL NAVIGATION DISTRICT FUNDS	11.9571%	12,289,941.06
	100.00%	99,583,839.69
Above totals include cash.		

INVESTMENT SUMMARY BY TYPE

TREASURIES
GOVERNMENT SECURITIES
CERTIFICATES OF DEPOSIT
LOGIC POOL
TOTAL INVESTMENT OTHER THAN CASH
TOTAL CASH

	OCTOBER 1, 2016	DECEMBER 31, 2016
TREASURIES	0.00000%	0.00
GOVERNMENT SECURITIES	0.00000%	0.00
CERTIFICATES OF DEPOSIT	0.00000%	0.00
LOGIC POOL	0.00000%	0.00
TOTAL INVESTMENT OTHER THAN CASH	0.00000%	0.00
TOTAL CASH	100.00000%	99,583,839.69
	100.00%	99,583,839.69

VICTORIA COUNTY INVESTMENT REPORT QUARTER ENDED
DECEMBER 31, 2016



VICTORIA COUNTY
 PORTFOLIO INVENTORY
 DECEMBER 31, 2016

Mat Date	Type	Par	Coupon	Cusip	Purch Date	Purch Yield	Beginning		Ending		Change in Market	Change in Balance	D-T-M	% of Portfolio	Call Date	Wgt Avg Mat	Fund	Market Gain/ Loss	Invest Number
							Book Value	Market Value	Book Value	Market Value									
12/31/2016	Cash					0.5000%	101,061,541.35	101,061,541.35	99,538,839.69	99,583,839.69	0.00	(1,522,701.66)	1	100.0000%			ALL		
	CD COLLATERALIZED	0.00				0.0000%	0.00	0.00	0.00	0.00	0.00	0.00	0	0.0000%			100		
	CD COLLATERALIZED	0.00				0.0000%	0.00	0.00	0.00	0.00	0.00	0.00	0	0.0000%			100		
	CD COLLATERALIZED	0.00					0.00	0.00	0.00	0.00	0.00	0.00	0	0.0000%			NAV OPERAT		
12/31/2016	Investment Pools					0.00000%	0.00	0.00	0.00	0.00	0.00	0.00	1	0.0000%			ALL		
	LOGIC																		
	U S Treasuries						0.00	0.00	0.00	0.00	0.00	0.00		0.00%					
	U S Agencies						0.00	0.00	0.00	0.00	0.00	0.00		0.00%					
	U S Agencies						0.00	0.00	0.00	0.00	0.00	0.00		0.00%					
	U S Agencies						0.00	0.00	0.00	0.00	0.00	0.00		0.00%					
	Total U S Agencies	0					0.00	0.00	0.00	0.00	0.00	0.00	0	0.0000%					0.00
	TOTAL	0					101,061,541.35	101,061,541.35	99,538,839.69	99,583,839.69	0.00	0.00	0.00	100.000%					0.00

Avg Yld on total portfolio → 0.50000%

INTEREST EARNED STATEMENT
DECEMBER 2016

FUND	FUND NAME	2013	2014	2015	2016 YR TO DATE
100	GENERAL FUND	104,860.02	114,629.90	132,753.81	141,158.01
200	ROAD & BRIDGE FUND	20,568.72	21,510.19	22,985.61	25,906.60
231	JUVENILE PROBATION FUND	1,236.21	1,275.72	1,077.39	33.61
600	ROAD BONDS SINKING	0.00	0.00	0.00	0.00
640	JAIL BONDS SINKING	0.00	0.00	0.00	0.00
660	COURTHOUSE BDS SKG	0.00	0.00	0.00	0.00
670	BRIDGE ST. ANNEX BDS SKG	0.00	0.00	0.00	0.00
700	DEBT SERVICE	2,855.72	12,561.34	2,888.49	2,957.82
710	LATERAL ROAD FUND	0.00	0.00	0.00	0.00
720	LAW LIBRARY FUND	0.00	0.00	0.00	0.00
750	ROAD BONDS FUND	0.00	0.00	0.00	0.00
770	CAPITAL PROJECTS	0.00	17,259.45	16,716.80	8,745.15
	Sub-Total Budgeted Funds	129,520.67	167,236.60	176,422.10	178,801.19
119	CLERK'S ARCHIVE	0.00	0.00	225.59	907.32
120	RECORDS MANAGEMENT	0.00	0.00	0.00	0.00
121	COURTHOUSE SECURITY	0.00	0.00	0.00	0.00
122	JUSTICE CRT BLDG SECURITY	0.00	0.00	0.00	0.00
123	DIST CLERK RECORD MGMT	0.00	0.00	0.00	0.00
221	JUVENILE RESTITUTION	0.00	0.00	0.00	0.00
240	DRUG COURTS PROGRAM	94.39	68.58	78.21	82.26
265	FED FOSTER CARE	0.00	0.00	0.00	0.00
280	JUVENILE DELQ PREVENTION	0.00	0.00	0.00	0.00
281	JUSTICE TECHNOLOGY	0.00	0.00	0.00	0.00
283	CO/DIST TECHNOLOGY	0.00	0.00	0.00	0.00
300	CDA PROCESSING FEE	20.70	6.30	67.69	71.58
310	4-H ACTIVITY CENTER	109.85	96.37	89.05	75.33
320	AIRPORT	0.00	0.00	0.00	0.00
321	AIRPORT	98.32	309.41	443.31	452.30
330	SPECIAL SERVICE	1230.17	772.95	1166.83	4,351.37
338	CLICK IT OR TICKET	0.00	0.00	0.00	0.00
340	HMEP #405 TDEM	0.00	0.00	0.00	0.00
360	SHERIFF'S FORFEITURE	846.68	901.33	594.00	438.82
361	SHERIFF'S DONATION	7.90	81.08	3.11	0.00
370	CDA CONTRABAND FORFEIT.	3821.02	3065.17	2236.01	1,762.99
371	CDA DOJ EQUITABLE SHARE	111.40	5.10	5.18	5.20
372	SHERIFF DOT FED FORFEIT	575.75	514.41	489.88	496.00
380	SHERIFF COMMISSARY	316.69	510.00	679.59	994.68
390	JUVENILE COMMISSARY	28.90	28.70	30.48	31.55
410	HEALTH INSURANCE	746.21	545.49	1631.10	1,165.44
420	EMPLOYEE BENEFIT	0.00	0.00	0.00	0.00
450	ELECTION ADMINISTRATOR	35.03	4.87	50.48	25.19
499	TAX ASSESSOR SPECIAL	1281.74	1396.74	1331.38	1,286.14
500	HISTORICAL COMMISSION	70.06	81.75	94.69	101.10
845	NAVARRO LEASE PROJECT	0.30	0.00	0.00	0.00
870	FLEXIBLE BENEFIT PLAN	50.79	46.29	53.41	75.17
820	HOSPITAL	445856.87	350535.64	354089.26	232,331.08
820	CMC 125 PLAN	43.66	201.70	274.40	314.75
830	CMC ACCOUNTS PAYABLE	6428.68	8,757.77	9,980.45	8,506.89
840	CMC PAYROLL	1691.81	1,832.92	2,047.24	2,244.93
820	CMC MEDICAL PROFESSIONAL	0.00	0.00	12,823.46	23,236.23
890	CMC FUNDED DEPRECIATION	53873.54	7,401.06	0.00	0.00
820	CMC NURSING HOMES	0.00	112,348.78	4,263.58	3,072.85
950	NAVIGATION DISTRICT	23949.07	31,844.73	27,397.88	16,176.19
950	NAVIG CONSTRUCTION 2012A	21672.75	6,761.70	7.58	0.26
950	NAVIG. CONSTRUCTION 2015	0.00	0.00	6,452.40	40,712.19
950	NAVIG 2012A/B INT& SINKING	1.92	7.70	500.96	1,042.11
950	NAVIG. INTEREST & SINKING	562.64	139.97	104.93	33.22
	TOTAL	693,047.51	695,503.11	603,634.23	518,794.33