

MINUTES OF COUNTY FINANCES  
TREASURER'S REPORT  
MONTHLY- JULY 2019

IN THE MATTER OF COUNTY FINANCES  
IN THE HANDS OF SEAN KENNEDY  
TREASURER OF VICTORIA COUNTY, TEXAS

COMMISSIONERS' COURT  
VICTORIA COUNTY, TEXAS  
IN SPECIAL SESSION  
REGULAR TERM AUGUST  
2019

IN ACCORDANCE with Section 114.026, Local Government Code, we, the undersigned, constituting the entire Commissioners Court of said County, certify that on the 26th day of August 2019, at the Special Session of a Regular Term of Court, we compared and examined the monthly report of Sean Kennedy, Treasurer of Victoria County, Texas, for July 2019, and finding the same correct, entered an order in the Minutes approving said Report, which states total cash and investments on hand as \$83,065,273.02



Ben Zeller, County Judge



Danny Garcia, Commissioner Pct. 1



Gary Burns, Commissioner Pct. 3




Kevin M. Janak, Commissioner Pct. 2

absent


Clint C. Ives, Commissioner Pct. 4

SWORN TO AND SUBSCRIBED BEFORE ME, by Ben Zeller, County Judge, and County Commissioners of said Victoria County, each respectively, on this the 26th day of August A.D., 2019.



Attest: Heidi Easley, County Clerk


FILED FOR RECORD THIS 26 DAY OF AUGUST A.D. 2019, and recorded on the 26 day of August, A.D. 2019.



Heidi Easley, County Clerk and  
Ex-Officio Clerk of the Commissioners  
Court in and for Victoria County, Texas.

By: 

Deputy **Stefanie Tumlinson**



**MONTHLY REPORT OF**

SEAN KENNEDY, COUNTY TREASURER

VICTORIA COUNTY, TEXAS

**FOR THE MONTH OF JULY 2019**

This report is presented for the approval of the Commissioners' Court, in accordance with Vernon's Texas Codes Annotated, Local Government Code, Section 83.002 (a) (3), and Title 10, Chapter 2256, Government Code (Public Funds Investment Act), and is true and correct to the best of my knowledge and belief, according to the records of this office.

  
SEAN KENNEDY  
COUNTY TREASURER

VICTORIA COUNTY  
INVESTMENTS ON HAND  
JULY 31, 2019

FUND	INV. NO.	PURCH DATE	PAR AMOUNT	DESCRIPTION	MAT DATE	CALL DATE	NET YIELD	PURCH PRICE	INDIV FND AMOUNT	TOTAL INVESTMENT	MARKET PRICE	MARKET VALUE
<u>VICTORIA COUNTY</u>		10/19/2017	5,000,000	L.O.G.I.C. POOL			2.455%			5,194,098.87		5,194,098.87
				CERTIFICATE OF DEPOSIT			2.340%			9,719,000.00		9,719,000.00
				CASH ON HAND-COUNTY FUNDS			2.430%			19,252,528.34		19,252,528.34
				<u>TOTAL COUNTY FUNDS</u>						<u>34,165,627.21</u>		<u>34,165,627.21</u>
<u>CITIZENS MEDICAL CENTER</u>				L.O.G.I.C. POOL			0.000%			0.00		0.00
				CERTIFICATE OF DEPOSIT			0.000%			0.00		0.00
BANK BALANCE				CMC NURSING HOMES			2.430%			984,281.82		984,281.82
				CASH ON HAND-CITIZENS MEDICAL CENTER			2.430%			39,809,254.09		39,809,254.09
				<u>TOTAL HOSPITAL FUNDS</u>						<u>40,793,535.91</u>		<u>40,793,535.91</u>
<u>NAVIGATION DISTRICT</u>				CASH ON HAND 2015 CONSTRUCTION			2.430%			1,144,554.38		1,144,554.38
				CASH ON HAND 2015 INTEREST & SINKING			2.430%			166,847.66		166,847.66
				PROMOTION AND DEVELOPMENT FUND			2.430%			281,542.93		281,542.93
				CASH ON HAND-2012A/B INTEREST/SINKING			2.430%			189,303.57		189,303.57
BANK BALANCE				CASH ON HAND-NAVIGATION DISTRICT			2.430%			6,323,861.36		6,323,861.36
				<u>TOTAL NAVIGATION DIST FUNDS</u>						<u>8,106,109.90</u>		<u>8,106,109.90</u>
				<u>SUMMARY TOTAL PORTFOLIO</u>								
				TOTAL COUNTY FUNDS						34,165,627.21	41.1311%	34,165,627.21
				TOTAL HOSPITAL FUNDS						40,793,535.91	49.1102%	40,793,535.91
BANK BALANCE				TOTAL NAVIGATION DISTRICT FUNDS						8,106,109.90	9.7587%	8,106,109.90
										<u>83,065,273.02</u>	100.00%	<u>83,065,273.02</u>
				CASH ON HAND - ALL FUNDS						68,152,174.15	82.05%	68,152,174.15
				PLEGGED SECURITIES - ALL FUNDS						103,444,724.49		103,752,638.08
				CERTIFICATES OF DEPOSIT						9,719,000.00	11.70%	9,719,000.00
				MONEY MKT MUTUAL FUNDS						0.00	0.00%	0.00
				L.O.G.I.C. POOL						5,194,098.87	6.25%	5,194,098.87
				GOVERNMENT SECURITIES						0.00	0.00%	0.00
				<u>TOTAL INVESTMENTS</u>						<u>14,913,098.87</u>	17.95%	<u>14,913,098.87</u>
				<u>TOTAL PORTFOLIO INCLUDING CASH</u>						<u>83,065,273.02</u>	100.00%	<u>83,065,273.02</u>

## CASH &amp; INVESTMENTS BY FUND

AS OF: JULY 31ST, 2019

FUND ACCT. NO.	ACCOUNT NAME	CASH	INVESTMENTS
-----			
POOLED CASH - APCA			
=====			
001	101-2000 POOLED CASH	18,431,086.15	
001	101-2005 POOLED CASH-PAYROLL	0.00	
	TOTAL 001-POOLED CASH - APCA	18,431,086.15	0.00
		-----	-----
GENERAL FUND			
=====			
100	101-2000 CLAIM ON CASH-GENERAL FUND	12,169,915.25	
100	101-3000 VC CREDIT CARD CLEARING ACCT	11,418.10	
100	151-1003 CERTIFICATE OF DEPOSIT		9,719,000.00
100	151-1005 LOCAL GOVT. INVEST. COOP.		5,194,098.87
	TOTAL 100-GENERAL FUND	12,181,333.35	14,913,098.87
		-----	-----
EMERGENCY MGMT			
=====			
108	101-2000 CLAIM ON CASH-EMER MGMT	( 244,628.52)	
	TOTAL 108-EMERGENCY MGMT	( 244,628.52)	0.00
		-----	-----
LEPC FUND			
=====			
109	101-2000 CLAIM ON CASH-LEPC	9,325.60	
	TOTAL 109-LEPC FUND	9,325.60	0.00
		-----	-----
J. P. SPECIAL FUND			
=====			
110	101-2000 CLAIM ON CASH-J.P. SPECIAL FD	258.36	
	TOTAL 110-J.P. SPECIAL FUND	258.36	0.00
		-----	-----
CO CLERK ARCHIVE FEE FD			
=====			
119	101-2000 CLAIM ON CASH-CO CLK ARCHIVE	187,043.92	
	TOTAL 119-CO CLERK ARCHIVE FEE FD	187,043.92	0.00
		-----	-----

## CASH &amp; INVESTMENTS BY FUND

AS OF: JULY 31ST, 2019      JULY 31ST, 2019

FUND ACCT. NO.	ACCOUNT NAME	CASH	INVESTMENTS
<b>RECORDS MANAGEMENT FUND</b>			
=====			
120	101-2000 CLAIM ON CASH-RECORD MGMT	74,054.43	
		-----	-----
	TOTAL 120-RECORDS MANAGEMENT FUND	74,054.43	0.00
		-----	-----
<b>COURTHOUSE SECURITY FUND</b>			
=====			
121	101-2000 CLAIM ON CASH-CRTHSE SECURITY	80,785.19	
		-----	-----
	TOTAL 121-COURTHOUSE SECURITY FUND	80,785.19	0.00
		-----	-----
<b>JUSTICE CT BLDG SECURITY</b>			
=====			
122	101-2000 CLAIM ON CASH-JP CRT BLD SECUR	39,191.78	
		-----	-----
	TOTAL 122-JUSTICE CT BLDG SECURITY	39,191.78	0.00
		-----	-----
<b>DIST. CLERK RECORDS MGMT</b>			
=====			
123	101-2000 CLAIM ON CASH-DIST CLK REC MGT	5,442.80	
		-----	-----
	TOTAL 123-DIST. CLERK RECORD MGMT	5,442.80	0.00
		-----	-----
<b>PATRIOT PARK DONATION FD</b>			
=====			
140	101-2000 CLAIM ON CASH-PATRIOT PRK DON	2,801.56	
		-----	-----
	TOTAL 140-PATRIOT PARK DONATION FD	2,801.56	0.00
		-----	-----
<b>SHERIFF'S SPECIAL FUND</b>			
=====			
150	101-2000 CLAIM ON CASH-SHERIFFS SPECIAL	0.00	
150	101-3000 PROPERTY TAX SALE ACCOUNT	24,786.78	
		-----	-----
	TOTAL 150-SHERIFF'S SPECIAL FUND	24,786.78	0.00
		-----	-----
<b>CLERK'S SPECIAL FUND</b>			
=====			
160	101-2000 CLAIM ON CASH-CLERKS SPECIAL	0.00	
		-----	-----
	TOTAL 160-CLERK'S SPECIAL FUND	0.00	0.00
		-----	-----

CASH & INVESTMENTS BY FUND

AS OF: JULY 31ST, 2019 JULY 31ST, 2019

FUND ACCT. NO.	ACCOUNT NAME	CASH	INVESTMENTS
<b>GULF/MEXICO ENERGY SEC</b>			
=====			
195 101-2000	CLAIM ON CASH-GULF MEXICO ENGY	192,977.79	
		-----	-----
TOTAL 195-GULF/MEXICO ENERGY SEC.		192,977.79	0.00
		-----	-----
<b>FEMA HAZARD MIT FUND</b>			
=====			
197 101-2000	CLAIM ON CASH-FEMA HAZARD MIT	0.00	
		-----	-----
TOTAL 197- FEMA HAZARD MIT. FD		0.00	0.00
		-----	-----
<b>HURRICANE HARVEY DR#4332</b>			
=====			
198 101-2000	CLAIM ON CASH-HURRICANE HARVEY	( 582,719.45)	
198 101-3000	CLAIM ON CASH/GRANT FUND	0.00	
		-----	-----
TOTAL 198-HURRICANE HARVEY DR#4332		( 582,719.45)	0.00
		-----	-----
<b>TXDOT MCCOY RD RECONST</b>			
=====			
199 101-2000	CLAIM ON CASH-TXDOT MCCOY RD	0.00	
		-----	-----
TOTAL 199-TXDOT MCCOY RD RECONST		0.00	0.00
		-----	-----
<b>ROAD AND BRIDGE FUND/PCT</b>			
=====			
201 101-2000	CLAIM ON CASH-R&B PCT #1	582,951.52	
		-----	-----
TOTAL 201-ROAD & BRIDGE FUND PCT 1		582,951.52	0.00
		-----	-----
<b>ROAD AND BRIDGE FUND/PCT</b>			
=====			
202 101-2000	CLAIM ON CASH-R&B PCT #2	1,075,633.53	
		-----	-----
TOTAL 202-ROAD & BRIDGE FUND PCT 2		1,075,633.53	0.00
		-----	-----
<b>ROAD AND BRIDGE FUND/PCT</b>			
=====			
203 101-2000	CLAIM ON CASH-R&B PCT #3	1,883,267.75	
		-----	-----
TOTAL 203-ROAD & BRIDGE FUND PCT 3		1,883,267.75	0.00
		-----	-----

## CASH &amp; INVESTMENTS BY FUND

AS OF: JULY 31ST, 2019

JULY 31ST, 2019

FUND ACCT. NO.	ACCOUNT NAME	CASH	INVESTMENTS
<b>ROAD AND BRIDGE FUND/PCT</b>			
=====			
204 101-2000	CLAIM ON CASH-R&B PCT #4	777,824.99	
		-----	-----
TOTAL 204-ROAD & BRIDGE FUND PCT 4		777,824.99	0.00
		-----	-----
<b>CAPITAL CREDITS FUND</b>			
=====			
215 101-2000	CLAIM ON CASH-CAPITAL CREDITS	123,030.24	
		-----	-----
TOTAL 215-CAPITAL CREDITS FUND		123,030.24	0.00
		-----	-----
<b>JUVENILE RESTITUTION</b>			
=====			
221 101-2000	CLAIM ON CASH-JUVEN.RESTITUT.	18.47	
		-----	-----
TOTAL 221-JUVENILE RESTITUTION		18.47	0.00
		-----	-----
<b>JUVENILE PROBATION FUND</b>			
=====			
231 101-2000	CLAIM ON CASH-JUVEN PROBAT.	( 206,490.18)	
		-----	-----
TOTAL 231-JUVENILE PROBATION FD		( 206,490.18)	0.00
		-----	-----
<b>DRUG COURTS PROGRAMS</b>			
=====			
240 101-2000	CLAIM ON CASH-DRUG CRT PROG	20,336.24	
		-----	-----
TOTAL 240-DRUG COURTS PROGRAM		20,336.24	0.00
		-----	-----
<b>24TH JUDICIAL DIST PROB</b>			
=====			
241 101-2000	CLAIM ON CASH-24 JUD DIST PROB	0.00	
		-----	-----
TOTAL 241-24TH JUDICIAL DIST. PROB		0.00	0.00
		-----	-----
<b>JUSTICE TECHNOLOGY FUND</b>			
=====			
281 101-2000	CLAIM ON CASH-JUSTICE TECH.	27,256.30	
		-----	-----
TOTAL 281-JUSTICE TECHNOLOGY FD.		27,256.30	0.00
		-----	-----

## CASH &amp; INVESTMENTS BY FUND

AS OF: JULY 31ST, 2019      JULY 31ST, 2019

FUND ACCT. NO.	ACCOUNT NAME	CASH	INVESTMENTS
<b>FAMILY PROTECTION FEE FD</b>			
=====			
282	101-2000 CLAIM ON CASH-FAM PROTECT FEE	3,125.00	
		-----	-----
TOTAL 282-FAMILY PROTECTION FEE FD		3,125.00	0.00
		-----	-----
<b>CO/DIST TECHNOLOGY FD</b>			
=====			
283	101-2000 CLAIM ON CASH-CO/DIST TECHNOL	35,756.79	
		-----	-----
TOTAL 283-CO/DIST TECHNOLOGY FD		35,756.79	0.00
		-----	-----
<b>CDA PROCESSING FEE FUND</b>			
=====			
300	101-2000 CLAIM ON CASH-CDA PROCESS FEE	9,934.23	
		-----	-----
TOTAL 300-CDA PROCESSING FEE FUND		9,934.23	0.00
		-----	-----
<b>BOND FORFEITURE COMM</b>			
=====			
301	101-2000 CLAIM ON CASH-BOND FORFEITURE	21,787.23	
		-----	-----
TOTAL 301-BOND FORFEITURE COMM		21,787.23	0.00
		-----	-----
<b>CDA STATE JUDICIARY FUND</b>			
=====			
302	101-2000 CLAIM ON CASH-CDA STATE JUD.	7,030.12	
		-----	-----
TOTAL 302-CDA STATE JUDICIARY FUND		7,030.12	0.00
		-----	-----
<b>PRETRIAL INTERVENTION</b>			
=====			
303	101-2000 CLAIM ON CASH-PRETRIAL INTERV	0.00	
		-----	-----
TOTAL 303-PRETRIAL INTERVENTION		0.00	0.00
		-----	-----
<b>CDA VICTIMS ASSISTANCE GR</b>			
=====			
305	101-2000 CLAIM ON CASH-CDA VICTIMS ASST	( 19,392.14)	
		-----	-----
TOTAL 305-CDA VICTIMS ASSIST GRANT		( 19,392.14)	0.00
		-----	-----



CASH & INVESTMENTS BY FUND

AS OF: JULY 31ST, 2019 JULY 31ST, 2019

FUND ACCT. NO.	ACCOUNT NAME	CASH	INVESTMENTS
<b>VICTIM COORD/LIASON GNT</b>			
=====			
306 101-2000	CLAIM ON CASH-SO VICT COORD	( 11,713.45)	
		-----	-----
TOTAL 306-VICTIM COORD/LIASON GNT		( 11,713.45)	0.00
		-----	-----
<b>SCAAP PROGRAM</b>			
=====			
307 101-2000	CLAIM ON CASH-SCAAP PROGRAM	1,265.00	
		-----	-----
TOTAL 307-SCAAP PROGRAM		1,265.00	0.00
		-----	-----
<b>TEXAS VINE GRANT</b>			
=====			
308 101-2000	CLAIM ON CASH-TX VINE GRANT	0.00	
		-----	-----
TOTAL 308-TEXAS VINE GRANT		0.00	0.00
		-----	-----
<b>4/H ACTIVITY CENTER</b>			
=====			
310 101-2000	CLAIM ON CASH-4/H ACTIVITY CNT	7,964.69	
		-----	-----
TOTAL 310-4/H ACTIVITY CENTER		7,964.69	0.00
		-----	-----
<b>AIRPORT FUND</b>			
=====			
321 101-2000	CLAIM ON CASH-AIRPORT FUND	( 84,230.76)	
321 101-3000	CASH IN BANK/AIRPORT DRAFTING	99,324.50	
321 151-1000	TREASURY BILLS		0.00
321 151-1001	TEXPOOL INVESTMENTS		0.00
321 151-1005	LOCAL GOVT. INVEST COOP		0.00
		-----	-----
TOTAL 321-AIRPORT FUND		15,093.74	0.00
		-----	-----
<b>AIRPORT GRANT FUND</b>			
=====			
322 101-2000	CLAIM ON CASH-AIRPORT GRANT	( 50,000.00)	
		-----	-----
TOTAL 322-AIRPORT GRANT FUND		( 50,000.00)	0.00
		-----	-----

## CASH &amp; INVESTMENTS BY FUND

AS OF: JULY 31ST, 2019      JULY 31ST, 2019

FUND ACCT. NO.	ACCOUNT NAME	CASH	INVESTMENTS
<b>AIRPORT CAPITAL PROJECTS</b>			
=====			
323 101-2000	CLAIM ON CASH-AIRP CAPITAL PRO	20,715.00	
		-----	-----
TOTAL 323-AIRPORT CAPITAL PROJECTS		20,715.00	0.00
		-----	-----
<b>SPECIAL SERVICE FUND</b>			
=====			
330 101-2000	CLAIM ON CASH-SPECIAL SERVICE	480,469.29	
		-----	-----
TOTAL 330-SPECIAL SERVICE FUND		480,469.29	0.00
		-----	-----
<b>STONEGARDEN GRANT</b>			
=====			
336 101-2000	CLAIM ON CASH-STONEGARDEN GNT	( 69,018.91)	
		-----	-----
TOTAL 336-STONEGARDEN 2010SST0-0008		( 69,018.91)	0.00
		-----	-----
<b>JAG-LESS LETHAL FORCE</b>			
=====			
337 101-2000	CLAIM ON CASH-JAG LESS LETHAL	( 37,965.40)	
		-----	-----
TOTAL 337-JAG-LESS LETHAL FORCE		( 37,965.40)	0.00
		-----	-----
<b>BYRNE JAG PROGRAM</b>			
=====			
339 101-2000	CLAIM ON CASH-BYRNE JAG PROG	0.00	
		-----	-----
TOTAL 339- BYRNE JAG PROGRAM		0.00	0.00
		-----	-----
<b>HIGH INTENSITY DRUG TRAF</b>			
=====			
340 101-2000	CLAIM ON CASH-HIGH INTENSITY	( 9,083.56)	
		-----	-----
TOTAL 340-HIGH INTENSITY DRUG TRAFF		( 9,083.56)	0.00
		-----	-----
<b>GCRPC SOLID WASTE GRANT</b>			
=====			
341 101-2000	CLAIM ON CASH-GCRPC SOLID WAST	0.00	
		-----	-----
TOTAL 341-GCRPC SOLID WASTE GRNT		0.00	0.00
		-----	-----

## CASH &amp; INVESTMENTS BY FUND

AS OF: JULY 31ST, 2019      JULY 31ST, 2019

FUND ACCT. NO.	ACCOUNT NAME	CASH	INVESTMENTS
<b>RIFLE REST BODY ARM GNT</b>			
=====			
343 101-2000	CLAIM ON CASH-RIFLE RESIT BODY	0.00	
		-----	-----
	TOTAL 343-RIFLE RESIT BODY ARMOR GN	0.00	0.00
		-----	-----
<b>FIREFIGHTERS GRANT</b>			
=====			
344 101-2000	CLAIM ON CASH-FIREFIGHTERS GNT	0.00	
		-----	-----
	TOTAL 344-FIREFIGHTERS GRANT	0.00	0.00
		-----	-----
<b>FERAL HOG GRANT</b>			
=====			
345 101-2000	CLAIM ON CASH-FERAL HOG GRANT	( 4,038.56)	
		-----	-----
	TOTAL 345-FERAL HOG GRANT	( 4,038.56)	0.00
		-----	-----
<b>TXCDBG WCID1 BLOOMINGTON</b>			
=====			
346 101-2000	CLAIM ON CASH-WCID1 BLOOMING	( 156,003.00)	
		-----	-----
	TOTAL 346-TXCDBG GNT-WCID1 BLOOM.	( 156,003.00)	0.00
		-----	-----
<b>STATE FEE ACCOUNT</b>			
=====			
350 101-2000	CLAIM ON CASH-STATE FEE FD	81,235.75	
		-----	-----
	TOTAL 350-STATE FEE ACCOUNT	81,235.75	0.00
		-----	-----
<b>MENTAL HLTH PEACE OFF FD</b>			
=====			
356 101-2000	CLAIM ON CASH-MENTAL SO/GB	( 11,838.55)	
		-----	-----
	TOTAL 356-MENTAL HEALTH PEACE OFF	( 11,838.55)	0.00
		-----	-----
<b>BISD SCHOOL RESOURCE OFF</b>			
=====			
358 101-2000	CLAIM ON CASH-BISD SCHL RESOUR	( 5,032.45)	
		-----	-----
	TOTAL 358-BISD SCHOOL RESOURCE OFF	( 5,032.45)	0.00
		-----	-----

## CASH &amp; INVESTMENTS BY FUND

AS OF: JULY 31ST, 2019

JULY 31ST, 2019

FUND ACCT. NO.	ACCOUNT NAME	CASH	INVESTMENTS
<b>SHERIFF'S FORFEITURE FD</b>			
=====			
360 101-2000	CLAIM ON CASH-SHERIFF FORFEIT	425,429.47	
360 151-1001	TEXPOOL INVESTMENTS		0.00
360 151-1005	LOCAL GOVT. INVEST. COOP.		0.00
	TOTAL 360-SHERIFF'S FORFEITURE FUND	425,429.47	0.00
-----			
<b>SHERIFF'S DONATION FUND</b>			
=====			
361 101-2000	CLAIM ON CASH-SHERIFF DONATION	257.15	
	TOTAL 361-SHERIFF'S DONATION FUND	257.15	0.00
-----			
<b>SHER DOJ FEDERAL FORFEIT</b>			
=====			
362 101-2000	CLAIM ON CASH-SO DOJ FED FORFE	300,597.21	
	TOTAL 362-SHERIFF DOJ FED. FORFEIT.	300,597.21	0.00
-----			
<b>CDA CONTRABAND FORFEITURE</b>			
=====			
370 101-2000	CLAIM ON CASH-CDA CONTRA FORF	672,144.85	
370 151-1005	LOCAL GOVT. INVEST. COOP.		0.00
	TOTAL 370-CDA CONTRABAND FORFEITURE	672,144.85	0.00
-----			
<b>CDA DOJ EQUITABLE SHARE</b>			
=====			
371 101-2000	CLAIM ON CASH-CDA DOJ EQUIT	1,088.57	
	TOTAL 371-CDA DOJ EQUITABLE SHARE	1,088.57	0.00
-----			
<b>SHERIFF DOT FEDERAL FORF</b>			
=====			
372 101-2000	CLAIM ON CASH-SO DOT FED FORF.	83,248.77	
	TOTAL 372-SHERIFF DOT FEDERAL FORF	83,248.77	0.00
-----			
<b>SHERIFF COMMISSARY FUND</b>			
=====			
380 101-2000	CLAIM ON CASH-SHER. COMMISSARY	261,792.99	
	TOTAL 380-SHERIFF COMMISSARY FUND	261,792.99	0.00
-----			

CASH & INVESTMENTS BY FUND

AS OF: JULY 31ST, 2019 JULY 31ST, 2019

FUND ACCT. NO.	ACCOUNT NAME	CASH	INVESTMENTS
<b>JUVENILE COMMISSARY FUND</b>			
=====			
390 101-2000	CLAIM ON CASH-JUV COMMISSARY	7,165.51	
		-----	-----
TOTAL 390-JUVENILE COMMISSARY FUND		7,165.51	0.00
		-----	-----
<b>VISD SRO REIMBURSEMENT</b>			
=====			
395 101-2000	CLAIM ON CASH-VISD SRO REIMB	( 107,688.68)	
		-----	-----
TOTAL 395-VISD SRO REIMBURSEMENT		( 107,688.68)	0.00
		-----	-----
<b>HEALTH INSURANCE FUND</b>			
=====			
410 101-2000	CLAIM ON CASH-HEALTH INSUR	( 322,564.56)	
410 101-3000	CASH IN BANK/BOON CHAPMAN	1,557.41	
		-----	-----
TOTAL 410-HEALTH INSURANCE FUND		( 321,007.15)	0.00
		-----	-----
<b>EMPLOYEE BENEFIT FUND</b>			
=====			
420 101-2000	CLAIM ON CASH-EMPLOYEE BENEF	3,466.67	
		-----	-----
TOTAL 420-EMPLOYEE BENEFIT FUND		3,466.67	0.00
		-----	-----
<b>ELECTIONS ADM SPECIAL</b>			
=====			
450 101-2000	CLAIM ON CASH-ELECT ADM SPEC	45,292.00	
		-----	-----
TOTAL 450-ELECTIONS ADM SPECIAL		45,292.00	0.00
		-----	-----
<b>ELECTIONS CHAPTER 19</b>			
=====			
457 101-2000	CLAIM ON CASH-ELECT CHAPT 19	( 1,794.00)	
		-----	-----
TOTAL 457-ELECTIONS CHAPTER 19 FD		( 1,794.00)	0.00
		-----	-----
<b>TAX ASSESSOR SPECIAL</b>			
=====			
499 101-3000	FNVB SPECIAL INVENTORY ACCT.	622,237.88	
		-----	-----
TOTAL 499-TAX ASSESSOR SPECIAL		622,237.88	0.00
		-----	-----

CASH & INVESTMENTS BY FUND

AS OF: JULY 31ST, 2019 JULY 31ST, 2019

FUND ACCT. NO.	ACCOUNT NAME	CASH	INVESTMENTS
<b>HISTORICAL COMMISSION</b>			
=====			
500 101-2000	CLAIM ON CASH-HISTORICAL COMM	21,145.49	
		-----	-----
	TOTAL 500-HISTORICAL COMMISSION	21,145.49	0.00
		-----	-----
<b>CHILD WELFARE BOARD</b>			
=====			
515 101-2000	CLAIM ON CASH-CHILD WELFARE BD	25,334.87	
		-----	-----
	TOTAL 515-CHILD WELFARE BOARD	25,334.87	0.00
		-----	-----
<b>REBUILD TEXAS FUND</b>			
=====			
550 101-2000	CLAIM ON CASH-REBUILD TX FUND	157,562.50	
		-----	-----
	TOTAL 550-REBUILD TEXAS FUND	157,562.50	0.00
		-----	-----
<b>DEBT SERVICE</b>			
=====			
700 101-2000	CLAIM ON CASH-DEBT SERVICE	711,696.46	
		-----	-----
	TOTAL 700-DEBT SERVICE	711,696.46	0.00
		-----	-----
<b>LAW LIBRARY FUND</b>			
=====			
720 101-2000	CLAIM ON CASH-LAW LIBRARY FD	55,862.01	
		-----	-----
	TOTAL 720-LAW LIBRARY FUND	55,862.01	0.00
		-----	-----
<b>VICTORIA HEALTH DEPT</b>			
=====			
800 101-2000	CLAIM ON CASH-HEALTH DEPT	( 345,179.45)	
800 101-3000	CASH IN BANK/HLTH 340B DRAFT.	1,428.27	
		-----	-----
	TOTAL 800-VICTORIA HEALTH DEPT.	( 343,751.18)	0.00
		-----	-----
<b>TX A&amp;M UNIV HLTH SCIENCE</b>			
=====			
801 101-2000	CLAIM ON CASH-TX A&M HLTH SCI	11,387.89	
		-----	-----
	TOTAL 801-TX A&M UNIV HLTH SCIENCE	11,387.89	0.00
		-----	-----

CASH & INVESTMENTS BY FUND

AS OF: JULY 31ST, 2019 JULY 31ST, 2019

FUND ACCT. NO.	ACCOUNT NAME	CASH	INVESTMENTS
<b>MEDICAID ADM CLAIM FD</b>			
=====			
802 101-2000	CLAIM ON CASH-MEDICAID ADM CIM	39,861.49	
		-----	-----
TOTAL 802-MEDICAID ADM CLAIMS FD		39,861.49	0.00
		-----	-----
<b>TEXAS HOME VISITING GNT</b>			
=====			
803 101-2000	CLAIM ON CASH-TX HOME VISITING	( 75,412.90)	
		-----	-----
TOTAL 803-TEXAS HOME VISITING GRANT		( 75,412.90)	0.00
		-----	-----
<b>HOGG FOUNDATION GRANT</b>			
=====			
804 101-2000	CLAIM ON CASH-HOGG FOUNDAT.	72,754.61	
		-----	-----
TOTAL 804-HOGG FOUNDATION GNT		72,754.61	0.00
		-----	-----
<b>HURRICANE PUBLIC HLTH GNT</b>			
=====			
805 101-2000	CLAIM ON CASH-HURRICANE PUBLIC	( 30,461.58)	
		-----	-----
TOTAL 805-HURRICANE PUBLIC HLTH GNT		( 30,461.58)	0.00
		-----	-----
<b>AMERICARES</b>			
=====			
806 101-2000	CLAIM ON CASH-AMERICARES	0.00	
		-----	-----
TOTAL 806-AMERICARES		0.00	0.00
		-----	-----
<b>VICTORIA WIC PROGRAM</b>			
=====			
810 101-2000	CLAIM ON CASH-WIC PROGRAM	( 88,711.68)	
		-----	-----
TOTAL 810-VICTORIA WIC PROGRAM		( 88,711.68)	0.00
		-----	-----
<b>NAVARRO PROJECT FUND</b>			
=====			
845 101-2000	CLAIM ON CASH-NAVARRO LEASE	0.00	
845 101-3000	CASH/BK NY/INTEREST	0.00	
845 101-3001	CASH/BK NY/PRINCIPAL	0.00	
845 101-3002	CASH/BK NY/PROJECT	0.00	
845 101-3003	CASH/BK NY/RESERVE (2017)	0.00	
845 151-1001	MONEY MARKET MUTUAL FDS		0.00
845 151-1002	GOVERNMENT SECURITIES		0.00

CASH & INVESTMENTS BY FUND

AS OF: JULY 31ST, 2019 JULY 31ST, 2019

FUND ACCT. NO.	ACCOUNT NAME	CASH	INVESTMENTS
845 151-1006	INVESTORS CASH TRUST		0.00
TOTAL 845-NAVARRO PROJECT FUND		0.00	0.00
FLEXIBLE BENEFITS PLAN			
870 101-2000	CASH-FLEX BEN-DENTAL,LIFE,VSN	13,954.35	
870 101-3000	CASH IN BANK/PROSPERITY BANK	60,689.25	
TOTAL 870-FLEXIBLE BENEFITS PLAN		74,643.60	0.00
LEOSE FUND			
880 101-2000	CLAIM ON CASH-LEOSE FUND	63,612.25	
TOTAL 880-LEOSE FUND		63,612.25	0.00
TOTAL CASH AND INVESTMENTS		37,683,614.49	14,913,098.87
*** END OF REPORT ***			
Pooled Cash		(18,431,086.15)	14,913,098.87
		<u>19,252,528.34</u>	<u>14,913,098.87</u>



FUND ACCT. NO.	ACCOUNT NAME	CASH	INVESTMENTS
VICTORIA COUNTY HOSPITAL			
820 101-1000	HOSPITAL FUND	27,545,134.49	
820 101-2004	CMC 125 PLAN	149,822.11	
820 101-3000	CMC ACCTS PAYABLE	2,043.50	
820 101-4000	CMC PAYROLL	24,429.09	
820 101-4100	CMC MEDICAL PROFESS #214125768	100.05	
820 101-4105	CMC MEDICAL PROFESS #217301213	9,492,394.51	
820 101-4200	CMC WEIGHT MANAGEMENT CNTR	427,850.02	
820 101-4300	CMC HOME HEALTH AGENCY	2,167,480.32	
820 101-5001	ARBORETUM NURSE /REHAB/WINNIE	0.00	
820 101-5002	MATAGORDA NURSING & REHAB	64,456.88	
820 101-5003	TWIN PINES NURSING & REHAB	257,309.25	
820 101-5004	SHADY OAKS NURSING & REHAB	52,312.66	
820 101-5005	AMISTAD NURSING & REHAB	0.00	
820 101-5006	GANADO NURSING & REHAB	70,010.11	
820 101-5007	CUERO NURSING & REHAB	10,443.18	
820 101-5008	STEVENS NURSE & REHAB/HALLETTS	0.00	
820 101-5009	PORT LAVACA NURSING & REHAB	2,869.00	
820 101-5010	SOUTHBROOKE NURSING & REHAB	0.00	
820 101-5011	WHARTON NURSING & REHAB	6,045.45	
820 101-5012	YOAKUM NURSING & REHAB	0.00	
820 101-5100	CUERO NURSING & REHAB-HUD	68,809.86	
820 101-5105	STEVENS NURSE & REHAB-HUD	96,161.48	
820 101-5110	PORT LAVACA NURSE & REHAB-HUD	103,423.18	
820 101-5115	SOUTHBROOKE NURSE&REHAB-HUD	129,825.09	
820 101-5120	WHARTON NURSING& REHAB-HUD	96,294.05	
820 101-5125	YOAKUM NURSING & REHAB-HUD	26,321.63	
820 101-5130	MATAGORDA NURSING & REHAB-HUD	0.00	
820 151-1004	CERTIFICATES OF DEPOSIT		0.00
820 151-1005	LOCAL GOVT. INVEST. COOP.		0.00
TOTAL 820-VICTORIA COUNTY HOSPITAL		40,793,535.91	0.00
TOTAL CASH AND INVESTMENTS		40,793,535.91	0.00

\*\*\* END OF REPORT \*\*\*

## CD INVESTMENTS GENERAL FUND

ISSUER	CUSIP	TERM	% EARN		SETTLE	MATURE
FIRST TECH FCU	33715LDQ0	MBS	24	3.05%	\$ 245,000.00	2/6/2019 2/8/2021
KESSLER FCU	49254FAJ5	MBS	30	3.00%	\$ 245,000.00	1/31/2019 7/30/2021
GOLDMAN SACHS	38148P4N4	MBS	36	2.90%	\$ 245,000.00	1/30/2019 6 MON CALL
JP MORGAN CHASE	48128HGV4	MBS	12	2.80%	\$ 245,000.00	2/28/2019 2/28/2020
KERN SCHOOL FCU	49228XAA8	MBS	36	2.80%	\$ 245,000.00	2/27/2019 2/28/2022
MORGAN STANLY	61760AWX3	MBS	36	2.75%	\$ 245,000.00	3/7/2019 3/7/2022
CITIBANK NA MKT	17294XPV2	MBS	36	2.80%	\$ 245,000.00	3/11/2019 3/11/2022
MEDALLION	58404DDP3	MBS	36	2.70%	\$ 245,000.00	3/22/2019 3/22/2022
AFFINITY CU	00832KAV1	MBS	12	2.70%	\$ 245,000.00	3/22/2019 3/22/2020
AMERICAS CU	03065AAG8	MBS	24	2.70%	\$ 245,000.00	3/29/2019 3/29/2021
ISREAL DISC BANK	465076QE0	MBS	24	2.50%	\$ 245,000.00	5/10/2019 5/10/2021
UNIV OF IOWA	91435LAY3	MBS	24	2.50%	\$ 245,000.00	5/15/2019 5/14/2021
BANKNEWPORT	06647JAR5	MBS	36	2.50%	\$ 245,000.00	5/8/2019 5/9/2022
JEFFERSON FINAN	474067AR6	MBS	36	2.65%	\$ 209,000.00	5/15/2019 5/16/2022
SIGNAT BNK ARKAN	82669JIC8	MBS	36	2.50%	\$ 245,000.00	5/17/2019 5/17/2022
BANK OF NEW ENG	06426KBB3	MBS	36	2.45%	\$ 245,000.00	5/23/2019 5/23/2022
TIAA FSB	87270LCE1	MBS	36	2.50%	\$ 245,000.00	5/17/2019 5/17/2022
CAPITAL ONE BNK	14042TAN7	MBS	35	2.45%	\$ 200,000.00	6/10/2019 5/23/2022
UBS BNK SALT LAKE	90348BJLQ1	MBS	24	2.45%	\$ 245,000.00	6/10/2019 6/7/2021
EAVANSVILLE TEAC	299547AN9	MBS	12	2.40%	\$ 245,000.00	6/12/2019 6/12/2020
BMO HARRIS BNK	05581WV93	MBS	13	2.40%	\$ 245,000.00	6/13/2019 7/13/2020
STEARNS BNK NA	857894A90	MBS	14	2.20%	\$ 245,000.00	6/24/2019 8/24/2020
VERUS BNK COMM	92535LCG7	MBS	24	2.20%	\$ 245,000.00	6/28/2019 6/28/2021
MEADOWS BANK	58321JCD8	MBS	18	2.25%	\$ 245,000.00	6/28/2019 12/28/2020
BAR HARBOR B&T	066851WU6	MBS	24	2.05%	\$ 245,000.00	6/28/2019 6/28/2021
LUANA SVGS BNK	549104GV3	MBS	36	2.20%	\$ 245,000.00	6/21/2019 6/21/2022
BALBOA THRIFT	05765LAX5	MBS	36	2.00%	\$ 245,000.00	7/19/2019 7/18/2022
UNITED BANKERS'	909557JE1	MBS	30	2.00%	\$ 245,000.00	7/24/2019 1/24/2022
1ST SOURCE BANK	33646CLH5	MBS	35	2.00%	\$ 245,000.00	7/11/2019 6/13/2022
BARCLAYS BNK DEL	06740KNF0	MBS	24	2.00%	\$ 245,000.00	7/19/2019 7/17/2021
HANMI BANK	410493ELO	MBS	36	2.00%	\$ 245,000.00	7/19/2019 7/19/2022
CONGRESSIONAL B	20726ABB3	MBS	28	2.00%	\$ 245,000.00	7/24/2019 11/24/2021
FIRST NATL BANK	32114LBN8	MBS	36	2.00%	\$ 245,000.00	7/26/2019 7/26/2022
MORGAN STANLEY	61747MA50	FTN	24	1.75%	\$ 245,000.00	11/9/2017 11/12/2019
CAPITOL ONE NA	14042RKA8	FTN	24	1.75%	\$ 245,000.00	11/8/2017 11/8/2019
JEFFESON B&T	472376AC6	MBS	30	1.75%	\$ 245,000.00	11/9/2017 5/12/2020
DISCOVER BANK	254673GD2	MBS	36	2.00%	\$ 245,000.00	11/8/2017 11/9/2020
WELLS FARGO NA	949763LD6	MBS	36	2.00%	\$ 245,000.00	11/8/2017 11/9/2020
ALLY BANK	02006L6M0	FTN	36	2.00%	\$ 245,000.00	11/9/2017 11/9/2020
BMW BANK OF NA	05580ALB8	FTN	36	2.00%	\$ 245,000.00	11/10/2017 11/10/2020
				2.34%	9,719,000.00	

INTEREST EARNED STATEMENT  
JULY 2019

FUND	FUND NAME	2016	2017	2018	2019 YR TO DATE	CURRENT MONTH
100	GENERAL FUND	141,158.01	241,299.13	466,648.37	406,232.21	51,232.30
200	ROAD & BRIDGE FUND	25,906.60	45,426.58	75,845.46	80,535.71	9,189.26
700	DEBT SERVICE	2,957.82	5,097.08	10,491.55	10,642.88	1,420.81
770	CAPITAL PROJECTS	8745.15	471.42	0.00	0.00	0.00
	<b>Sub-Total Budgeted Funds</b>	<b>178,767.58</b>	<b>292,294.21</b>	<b>552,985.38</b>	<b>497,410.80</b>	<b>61,842.37</b>
119	CLERK'S ARCHIVE	907.32	2307.04	5551.35	3,238.78	368.25
150	TAX SALES	0.00	0.00	0.00	291.78	52.76
240	DRUG COURTS PROGRAM	82.26	173.24	256.25	210.51	34.01
300	CDA PROCESSING FEE	71.58	59.85	168.15	57.40	2.95
310	4-H ACTIVITY CENTER	75.33	116.80	120.37	100.86	15.98
320	AIRPORT DRAFTING	0.00	0.00	0.00	351.11	0.00
321	AIRPORT	452.30	1122.56	2244.67	2,788.04	179.06
330	SPECIAL SERVICE	4351.37	7514.85	9596.57	6,681.72	938.82
360	SHERIFF'S FORFEITURE	438.82	2052.00	7251.10	5,588.76	821.31
361	SHERIFF'S DONATION	0.00	5.80	8.47	4.06	0.52
362	SHERIFF'S DOJ	0.00	2997.98	4965.25	4,184.76	603.05
370	CDA CONTRABAND FORFEIT.	1762.99	4715.79	10490.95	8,524.56	1,342.07
371	CDA DOJ EQUITABLE SHARE	5.20	9.53	17.69	15.14	2.18
372	SHERIFF DOT FED FORFEIT	496.00	1241.51	1369.73	1,157.72	167.01
380	SHERIFF COMMISSARY	994.68	2205.77	3954.32	3,641.33	530.15
390	JUVENILE COMMISSARY	31.55	59.50	112.82	98.86	14.33
410	HEALTH INSURANCE	1165.44	1713.18	9542.34	1,557.41	209.12
450	ELECTION ADMINISTRATOR	25.19	133.05	255.79	307.13	61.92
499	TAX ASSESSOR SPECIAL	1286.14	3661.65	8572.46	5,214.95	1,126.17
500	HISTORICAL COMMISSION	101.10	220.43	406.58	302.13	42.42
800	HEALTH DEPT DRAFTING	0.00	62.08	179.54	240.46	20.54
870	FLEXIBLE BENEFIT PLAN	75.17	294.02	817.46	692.23	0.00
820	HOSPITAL	232331.08	367951.98	522103.44	411,405.09	56,434.40
820	CMC 125 PLAN	314.75	1,093.16	2,738.71	2,199.56	293.67
830	CMC ACCOUNTS PAYABLE	8506.89	13,044.15	19,037.56	12,897.11	2,043.50
840	CMC PAYROLL	2244.93	3,472.13	6,975.28	5,541.43	902.36
820	CMC MEDICAL PROFESSIONAL	23236.23	59,584.77	79,628.52	93,887.70	18,519.44
820	CMC HOME HEALTH	0.00	1,525.34	15,579.84	25,094.30	4,290.69
820	CMC WEIGHT MGMT	0.00	1,968.76	6,202.93	5,691.49	864.98
820	CMC NURSING HOMES	3072.85	9,234.03	25,035.19	20,189.76	2,695.82
950	NAVIGATION DISTRICT	16176.19	33,379.58	85,119.55	90,806.22	13,482.00
950	NAVIG CONSTRUCTION 2012A	0.26	0.89	1.98	0.23	0.00
950	NAVIG. CONSTRUCTION 2015	40712.19	69,060.52	126,550.67	68,390.24	2,664.13
950	NAVIG 2012A/B INT& SINKING	1042.11	2,899.92	6,909.40	6,697.46	269.05
950	NAVIG. INTEREST & SINKING	33.22	29.89	25.76	2.84	0.00
	<b>TOTAL</b>	<b>518,760.72</b>	<b>886,205.96</b>	<b>1,514,776.07</b>	<b>1,285,463.93</b>	<b>170,835.03</b>